

CMOS BLUEPRINT

COINMERGE OPERATING SYSTEM **DESKTOP**



COINMERGE.IO

NAVIGATION

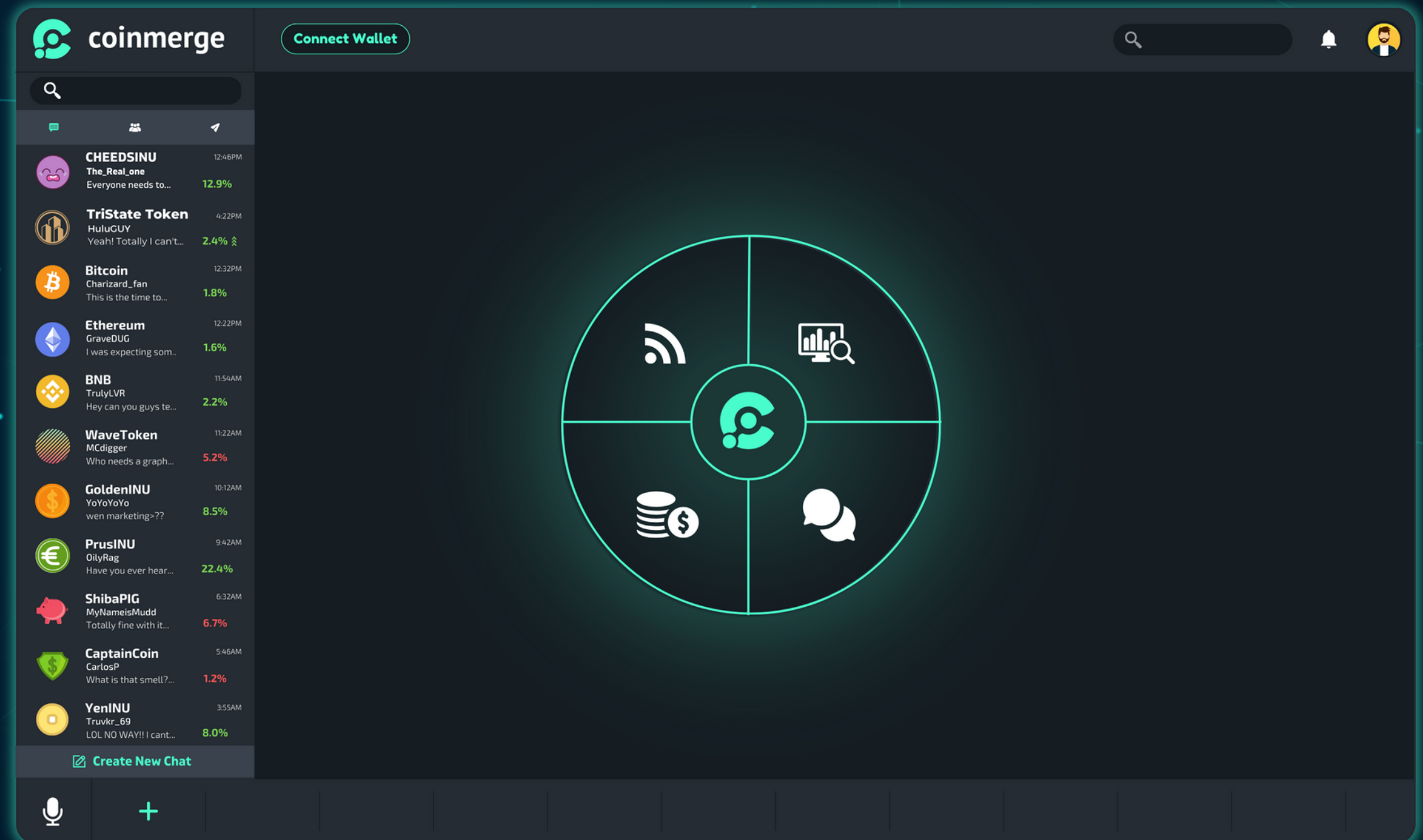
USERS CAN NAVIGATE THROUGH CMOS WITH EASE

The center circle that you see is our navigation solution to changing any modules you have open.

Hovering your mouse over one of the sections will fan out subpage navigation.

On the left of the page is your chatlist.

The top right has notifications, a search bar and more settings if you click your Profile picture.



MULTITASKING ON CMOS IS A CLICK AWAY

MODULIZATION

The screenshot displays the CMOS desktop interface. On the left is a vertical sidebar with various icons. The main area is split into two windows. The 'Projects' window shows a table of crypto projects with columns for 'Basic Info', 'Market Cap', and 'Change % (24 HR)'. The 'New Window' contains a circular navigation menu with icons for home, search, wallet, and other features.

	Basic Info	Market Cap	Change % (24 HR)
+	ShibaFrog 11,456	\$1,456,564	+3.45%
+	TruValu 4,567	\$11,856,666	-1.29%
+	HoldINU 9,573	\$10,849,774	+23.45%
+	FrothINU 456	\$476,099	+13.44%
+	JointINU 3,456	\$3,586,304	+2.48%
+	ElonNole 205	\$13,940	+1.34%
+	TrustzNo 385	\$6,894	-0.76%
+	Rokit Inu 395	\$13,940	+10.10%
+	Houselt 789	\$6,894	-34.45%

You can have multiple Modules up at the same time.

These modules allow users to resize, minimize, expand to full screen and close.

The Plus in the bottom left corner opens up a new module with the navigation circle.

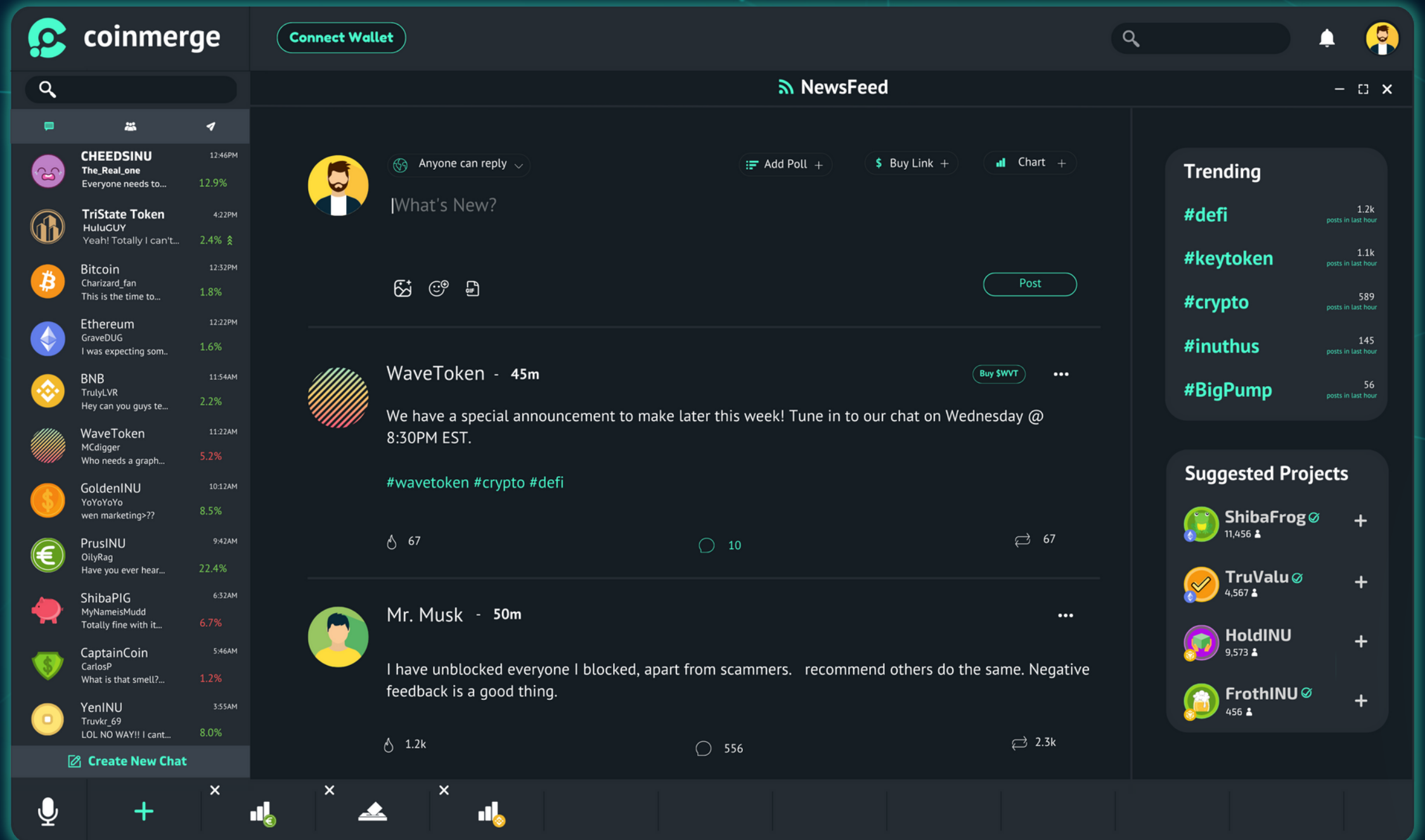
Users can have as many windows open as they want.

FULL SCREEN FUNCTIONALITY

Here you can see the full screen functionality if you only want to focus on one utility at a time.

If you have other modules open they will minimize to the footer or their respective chat rooms on the left.

The footer navigation allows for the user to easily click between different utilities and the corresponding project related to the said utility.



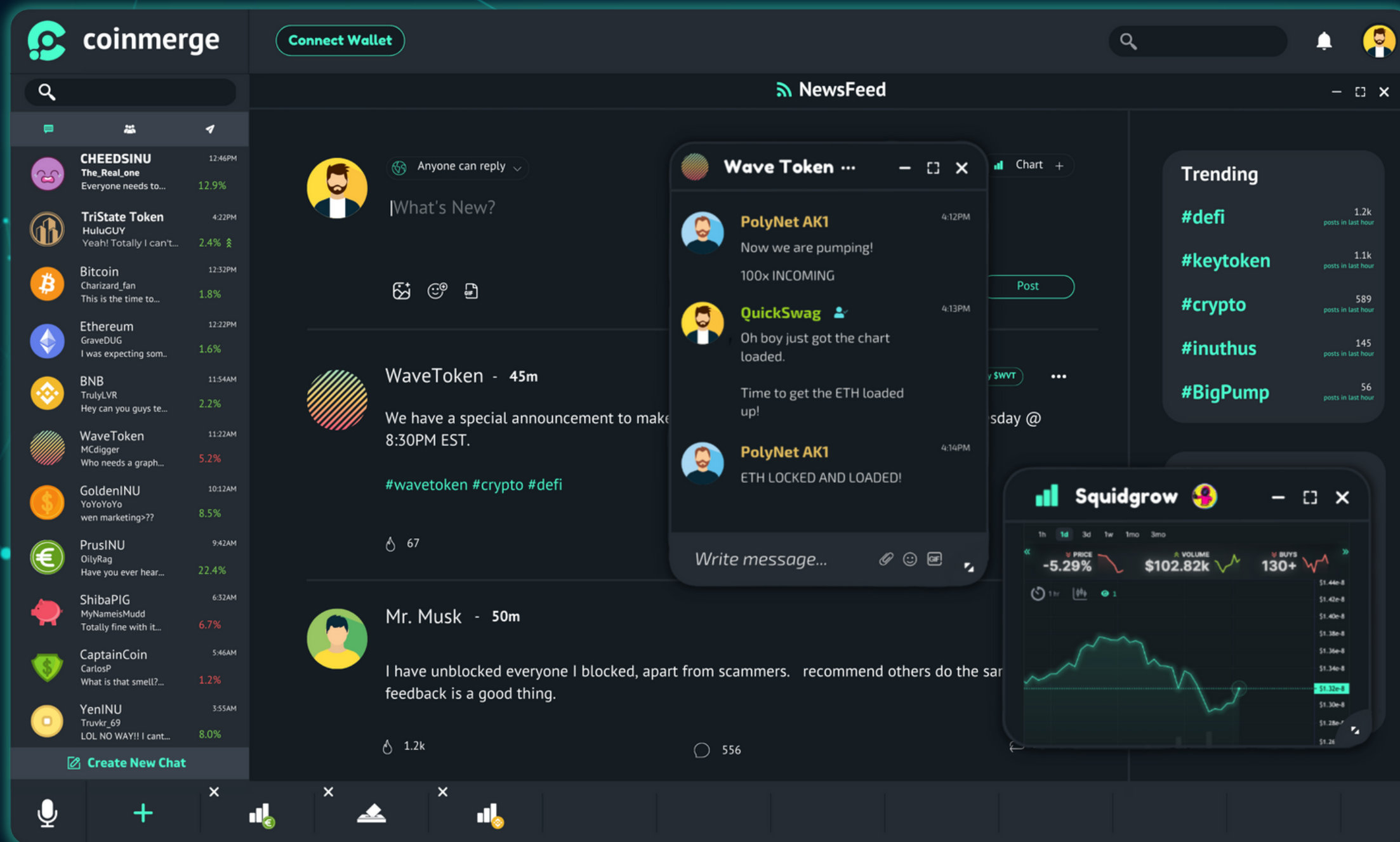
YOUR DASHBOARD THE WAY YOU SEE FIT

CUSTOMIZATION

You can customize your dashboard however you see fit.

Users can even have multiple windows open at the same time without navigating away from your main goals.

Easily resize/minimize these windows and interact to however you see fit.



CMOS BLUEPRINT

COINMERGE OPERATING SYSTEM **MOBILE**



COINMERGE.IO

CONTENTS

LANDING PAGE	3	CRYPTO ANALYSIS TOOLS	15
OPENING THE APP	3	PROJECTS LIST	16
HEADER TOOLS	4	CHARTS	17
FOOTER NAVIGATION	5	VOTING PAGE	18
SEARCHABLE CONTENT	6	EDUCATION	19
NEWSFEED	7	TRADING	20
OVERVIEW	7	ASSET TRACKER/BLOCK EXPLORER	20
FUNCTIONALITY WITHIN A POST	8	SWAP	21
MAKING A POST	9	NFT MARKETPLACE	22
PROFILE PAGE	10	COINMERGE RADIO	23
LANDING PAGE & TIMELINE	10	SUMMARY	23
SUBCATEGORIES	11	LIVE & SCHEDULED BROADCAST LISTS	24
PROJECT PAGE	12	LIVE BROADCAST	25
NAVIGATION & TIMELINE	12	CHATROOMS	26
ABOUT & METRICS	13	OVERVIEW	26
ANALYSIS SUBPAGE	14	SEARCH & NAVIGATION	27
		CHATTING IN ROOMS	28

LANDING PAGE

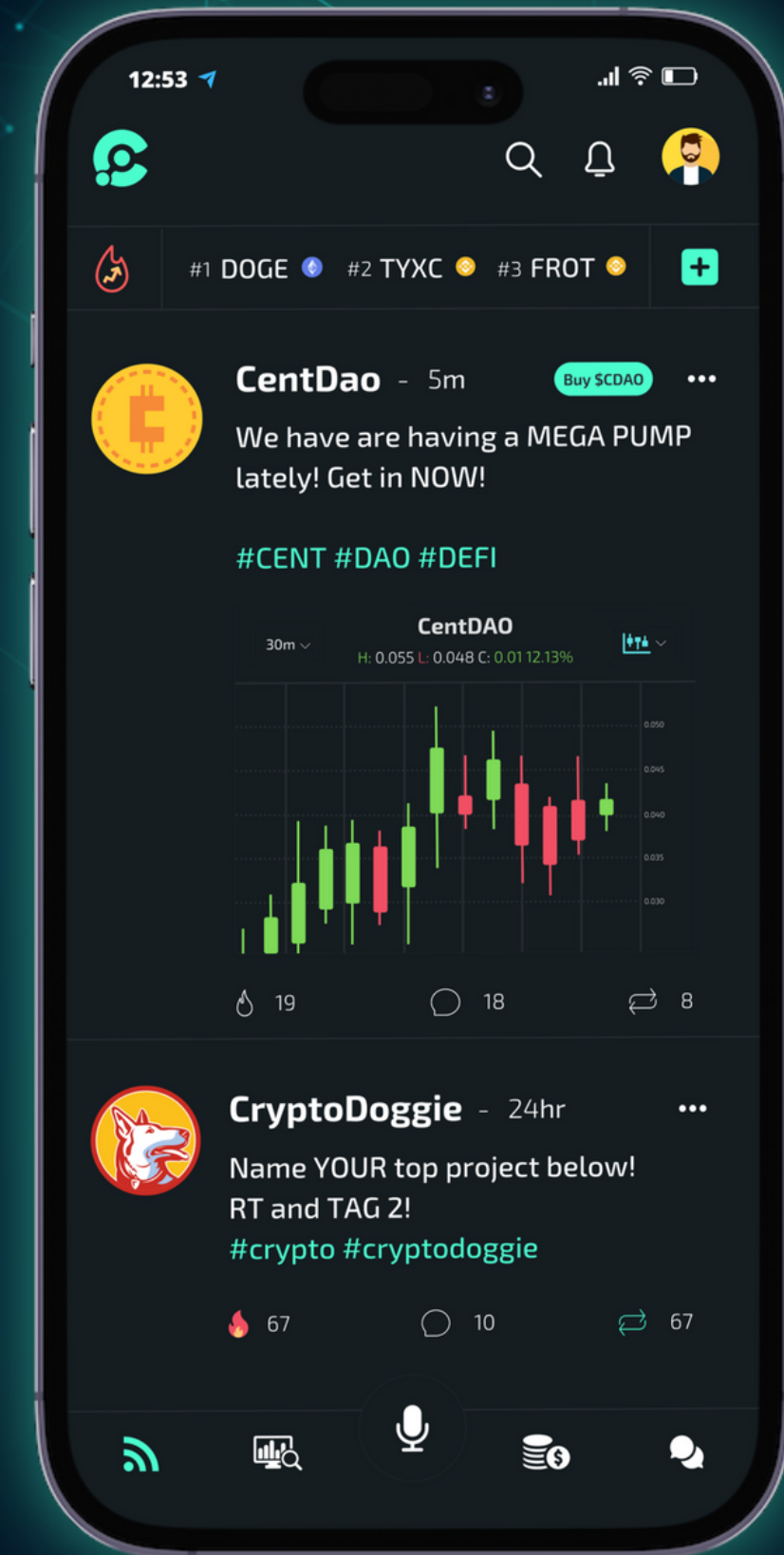
OPENING THE APP

This is where you first land when you open up the [CoinMerge App](#) or the associated [CoinMerge.io](#) web-based browsers on your phone.

If you have not created an account, this page will be a preview.

Many of the features and functionalities of [CMOS](#) will be un-gated to users who do not sign up.

Our main reason behind having user account sign up is to prevent botting and also hold users accountable for their social interaction.



LANDING PAGE

HEADER TOOLS



Our new **Iconic Logo**. This button will refresh the page and bring you back to your landing page.



The **Search Icon** provides the primary ability to get around the site when you are looking for something specific. When you type in characters, the search bar will divide that search into Users, Groups, Projects as well as Chat Messages.



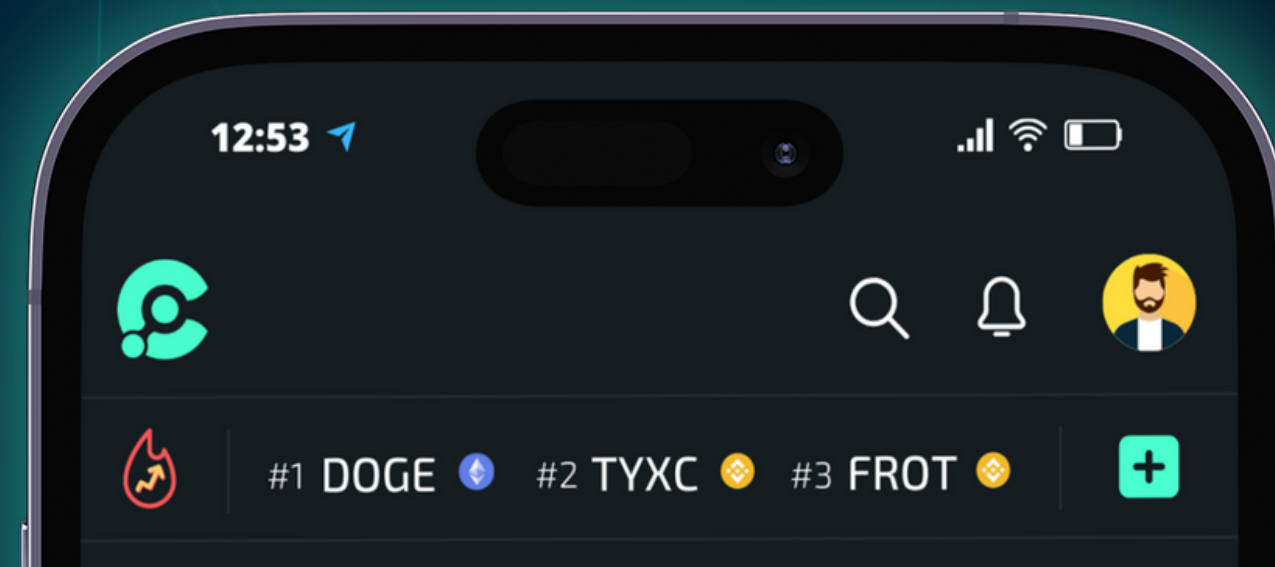
The **Bell Icon** provides up to the second notifications from the entire site personalized by you, for you.



The **Profile Avatar** in the top right corner opens up the Main Menu for the site.

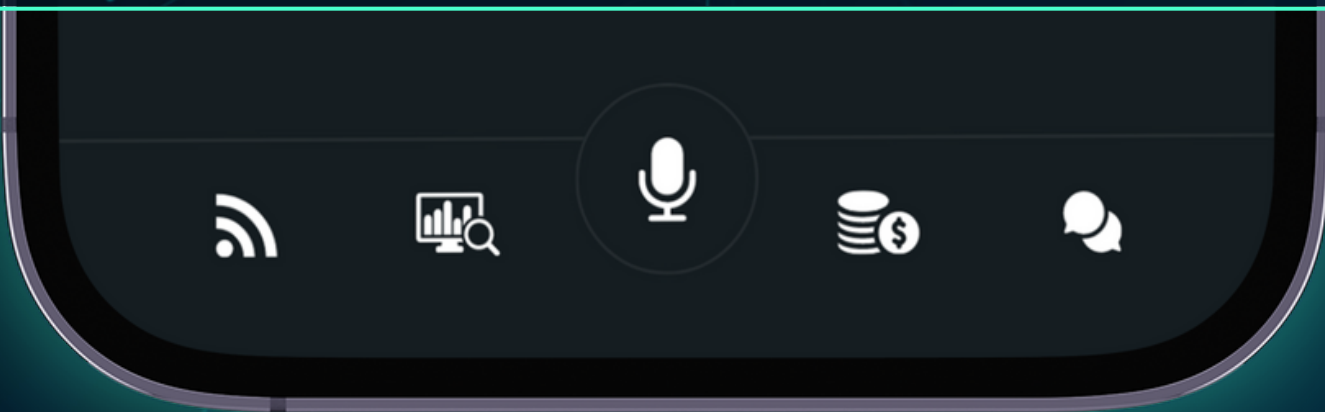


This **Plus Icon** allows you to create a post that will show up on timelines of your followers.



LANDING PAGE

FOOTER NAVIGATION



This icon will take you to your **Global News Feed** where the you can see all pertinent information going on with your followed Users/Projects as well as Global News Aggregation, and occasional ads/promotional content.



The second menu option is **Crypto Data and Analysis**. This footer contains all **CMOS** utilities that allow a user to gain information that may help them in their Crypto or Web 3 journey.



This microphone icon is where users and projects will be able to Broadcast Voice Chats across the site to reach new audiences or inform their private audiences, known as **CoinMerge Radio**.



This is where all **Crypto Trading and Asset** storing tools live. When you are ready to buy or sell assets or just look at the assets you currently have, you come here.



This is where you can find and create **Live Chatrooms** for both, Miscellaneous Groups and Projects to connect in a real time experience.



LANDING PAGE

SEARCHABLE CONTENT



The **Plus Icon** on a project or user will have you follow them, which will populate your Newsfeed with updates from that entity.



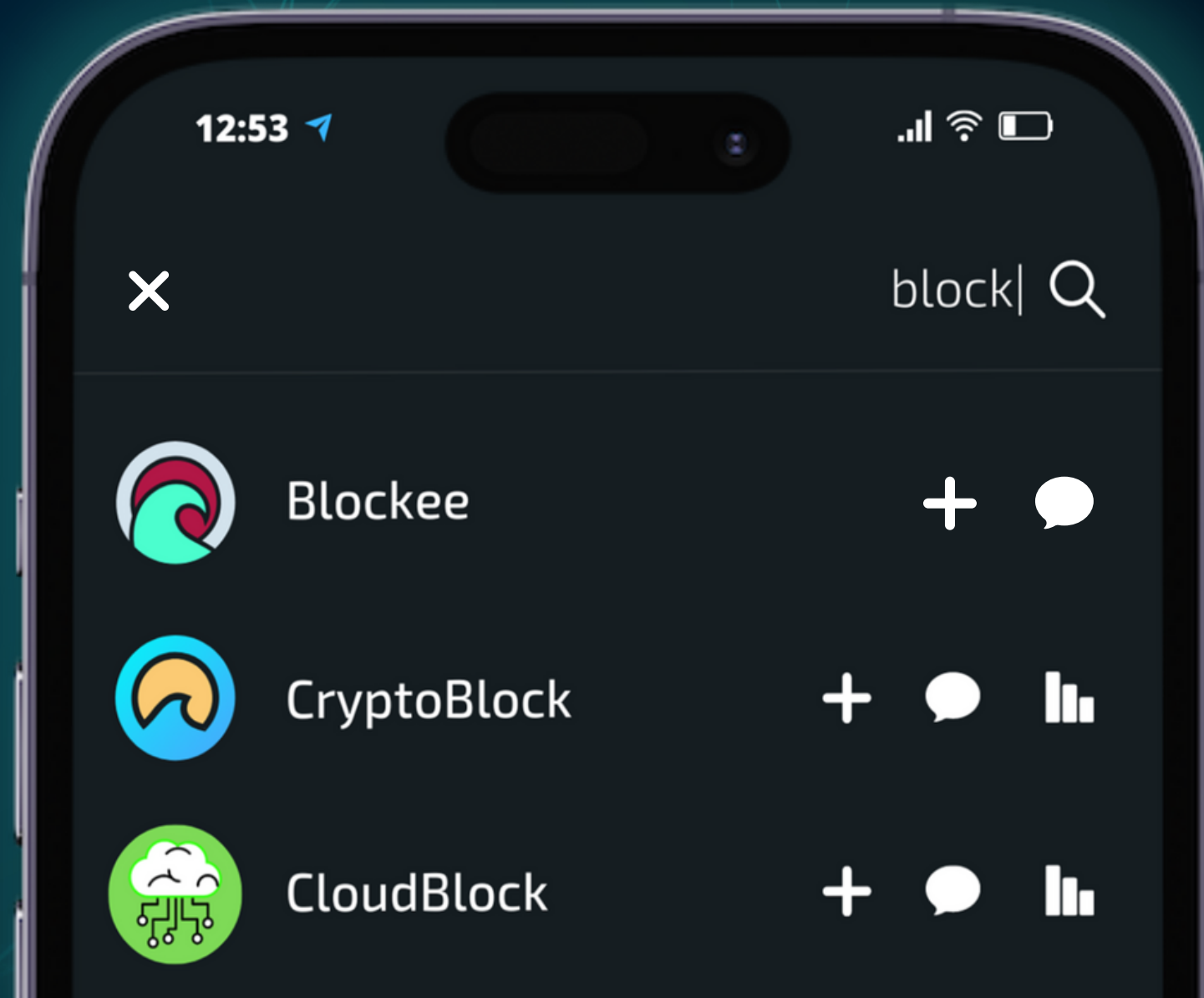
The **Chat Icon** will take you to that Project's Chat or initiate a Direct Message with that user.



The **Chart Icon** next to a Project will quickly navigate you to their Chart.



The **Profile Icon** or **Project Icon** (for Users or Projects respectively) will navigate you to that entities Personal Page/Timeline.



NEWSFEED

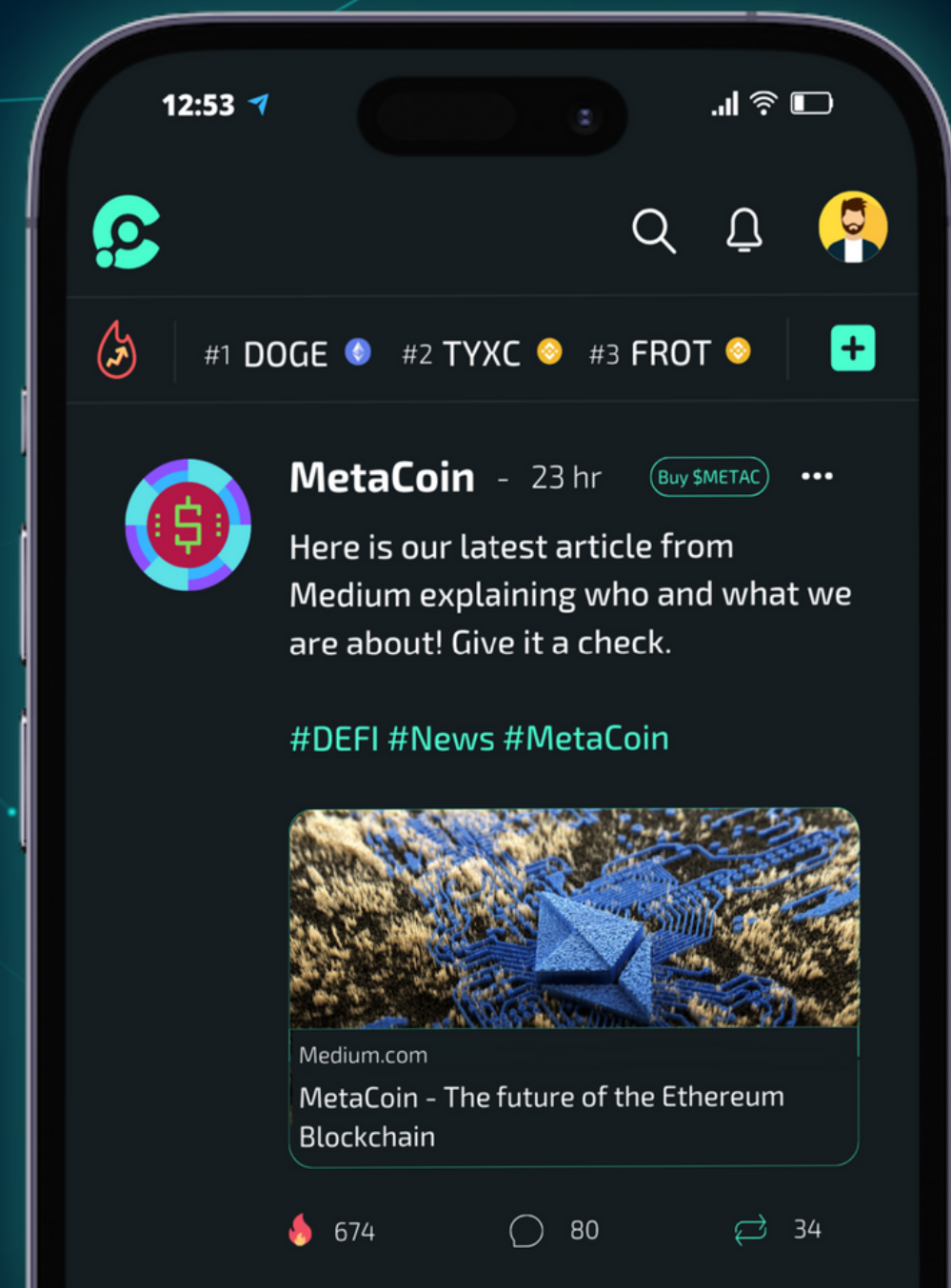
OVERVIEW

The primary feature of our site is a **Social Media News Feed** where Users, Projects, and Aggregated News Sources can populate information for the users to look at.

In each post on the left side there is an avatar of the User or Project that created the post. This will take you to that entities respective Profile or Project Page.

Within the post you will see the name of the entity and how long ago the post was made.

If a user wants to add a **Buy Link** to a Specific Token or NFT Collection Page, it will be embedded into the post.





NEWSFEED

FUNCTIONALITY WITHIN A POST

Three Dot Icon Displays More Information

For Projects The Options Are:

Chat, Chart, Trade, Share, Report, or Follow

For Users The Options Are:

Message, Share, Follow, Block or Report

The **Buy Link** will popup our Decentralized Swap found all over the site to quickly trade the token listed.

At the Bottom of Each Post There are Three Icons

A **Fire Icon** that users can click to signify that they approve of a post.

A **Comment Icon** to comment on a thread beneath the post.

A **Repost Icon** to share that specific post to your timeline.



KeyToken - 30m

Buy \$KTK



We have a special announcement to make later this week!

Tune in to our livestream on Wednesday at 8:30PM EST.

#keytoken #crypto

🔥 67

Chat \$KTK



Chart \$KTK



Trade \$KTK



Share Post



Report Post



Follow \$KTK



Mr. Z-2

Remain Humble Throughout Your Success & ALWAYS Pay Tribute To Those Who Helped Get You There.

#Strive #Hustle #Motivate

🔥 67

💬 10

↻ 67



MOBILE



CryptoDoggie - 24hr



Name YOUR top project below!

COINMERGE.IO



8

NEWSFEED

MAKING A POST

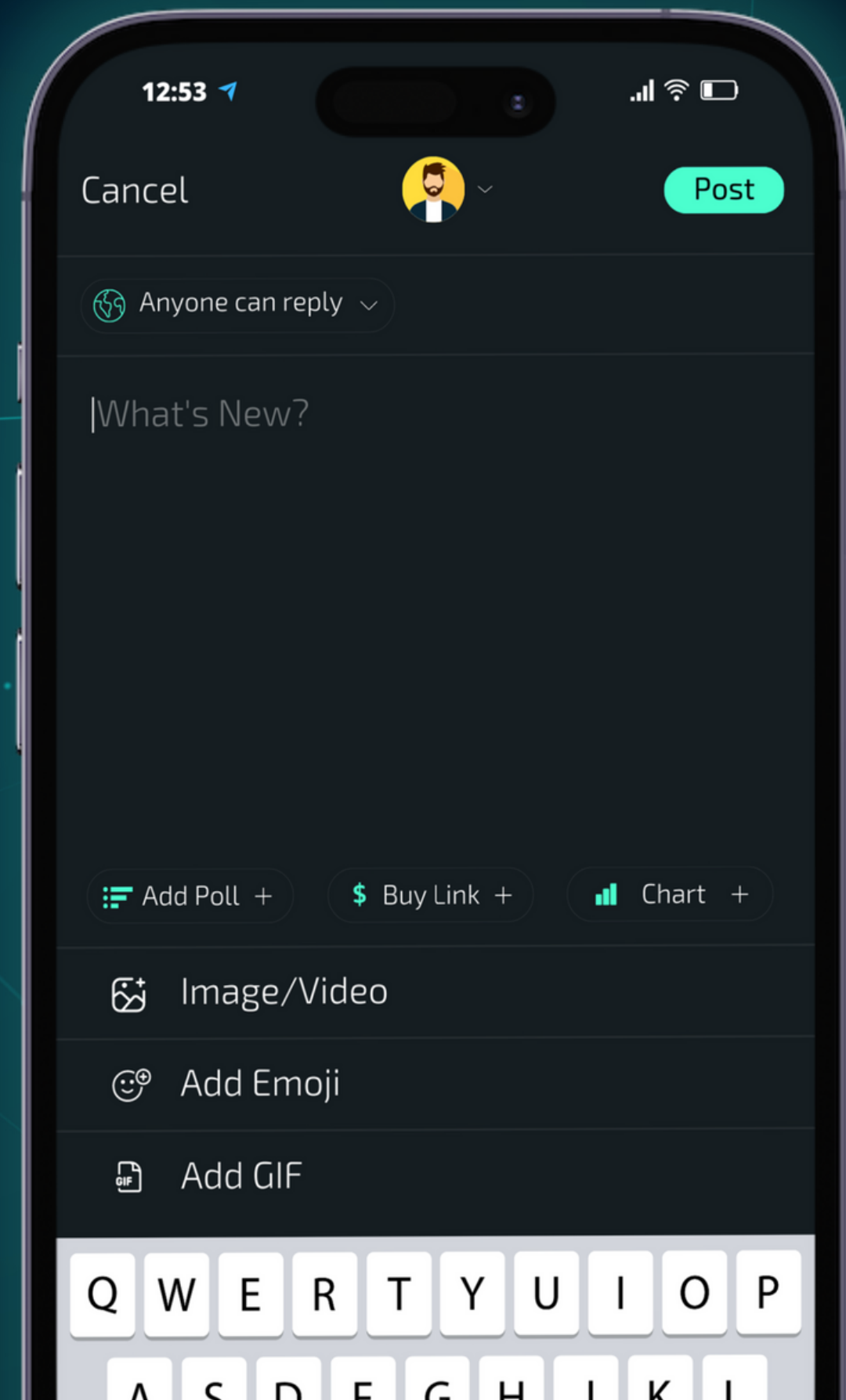
Users can make a new post through the **Plus Icon** in the sub-header of the Global Newsfeed or the **Post Button** on their own Profile or Project page.

The **Buy Link** or **Chart** button will pop up a UI that allows them to integrate Charts from tokens listed on the site or open up the Decentralized Swap defaulted to that token into the post.

Below that is where the users enter the contents of the post, **Text, Links,** and/or **Hashtags.**

The four (4) options below allow the user to upload **Images, Videos, Emojis, GIFs,** and/or **Polls** into the post.

The **Post Button** in the top right corner will post everything the user wants included into their timeline. This post will populate on users Global Newsfeed for their followers.



PROFILE PAGE

LANDING PAGE & TIMELINE

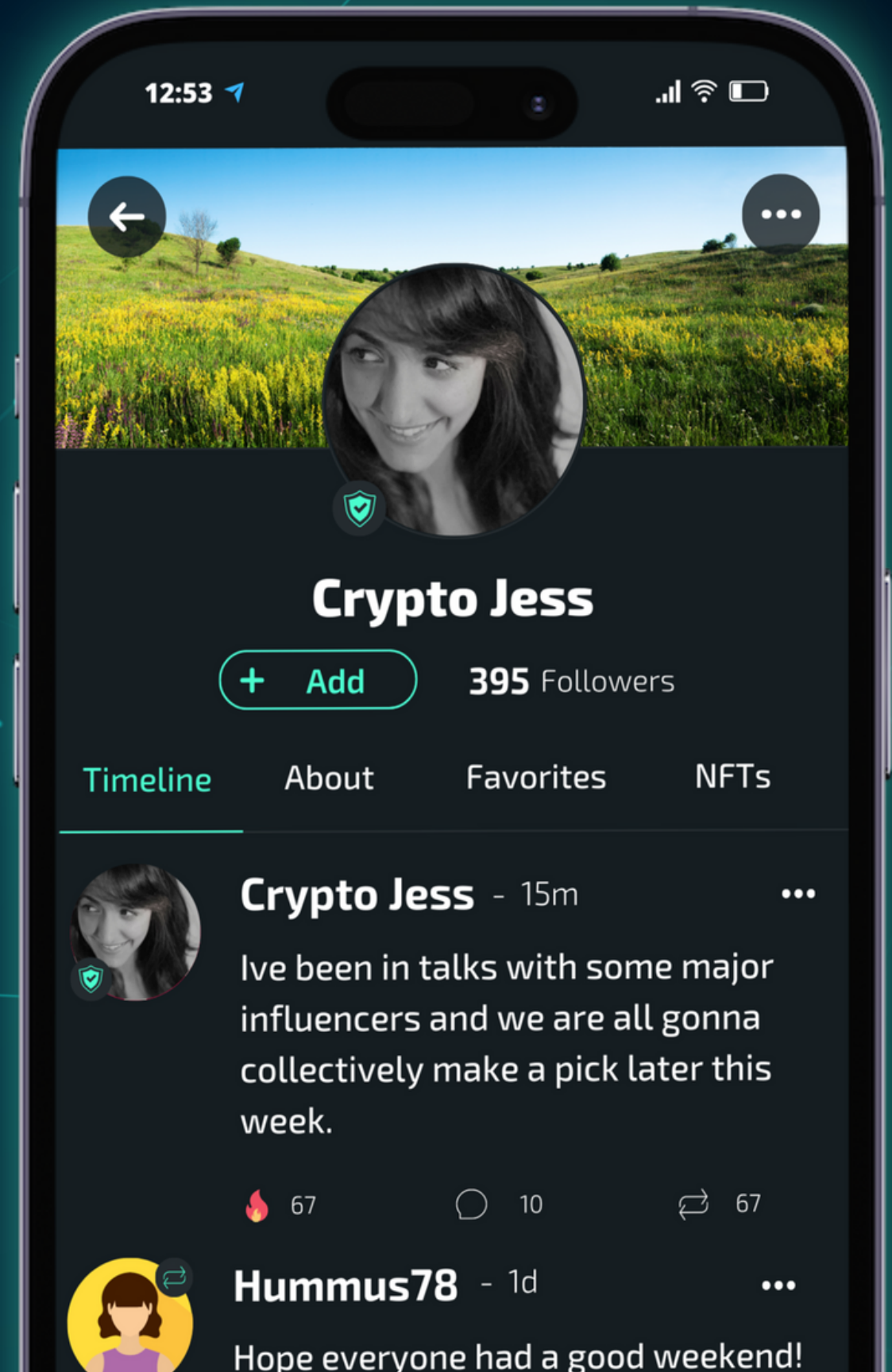
Every user gets their own **Customizable Profile Page** and **Timeline**.

We have provided options for users to fully customize their experience by changing the colors of their profile as well as personalize it with their own **Banner**, **Avatar**, and **Profile Song**.

To the right is an example of a users **Timeline** within their **Profile Page**.

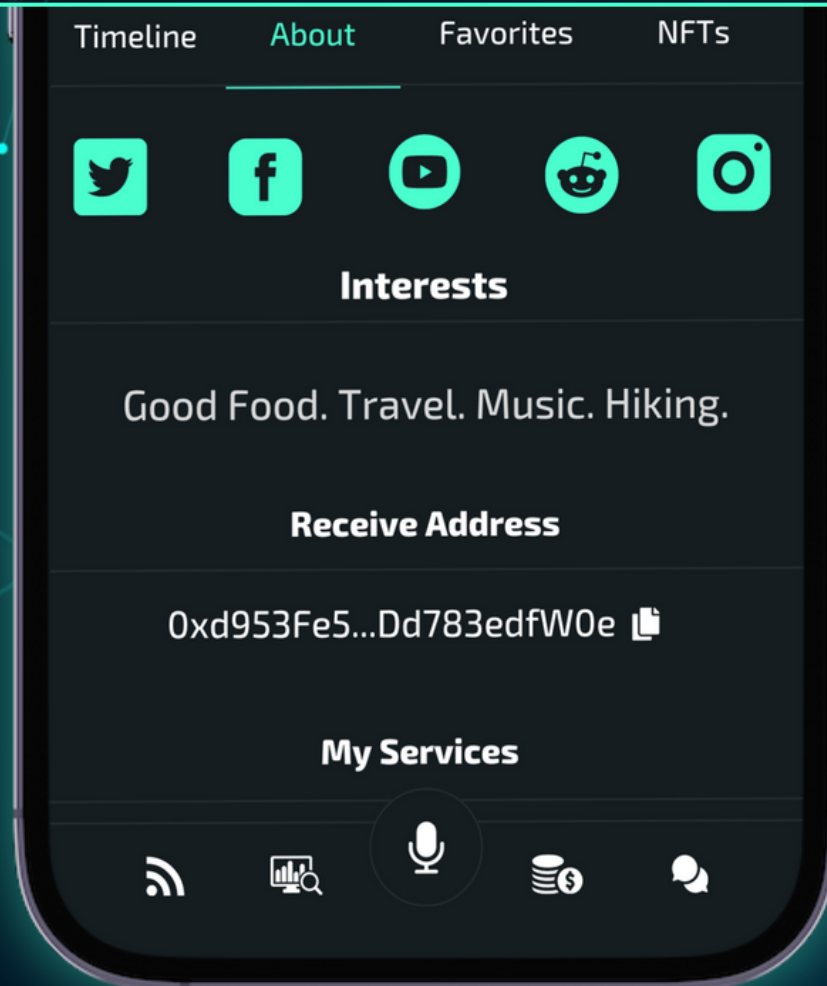
This is where the user can make posts that populate on their Personal Timeline and show up on their followers Global Newsfeeds.

These posts can be individually created by the user or can be reposts from other accounts that the user would like to share on their Timeline.




PROFILE PAGE

SUBCATEGORIES



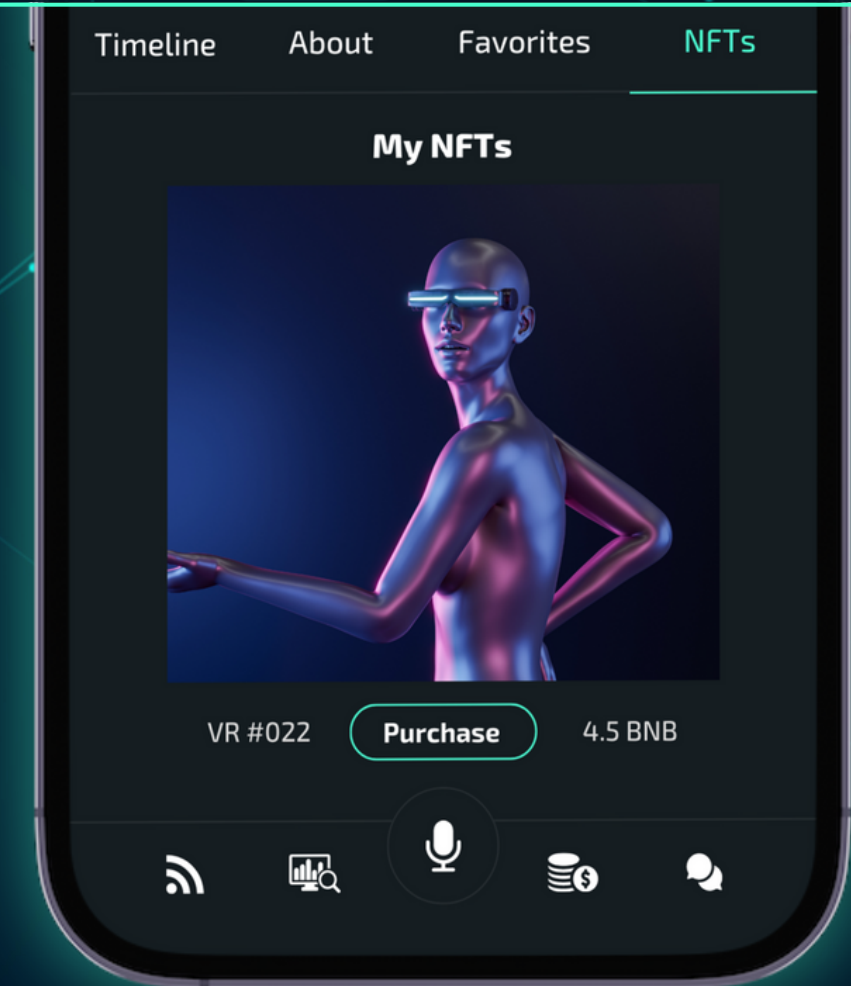
ABOUT

Users can display links to their other **Social Media Accounts**, they can write a **Bio** about themselves and add a **Receive Address** that can be used in various places on the website.



FAVORITES

Users can display their **Favorite Tokens** and **Favorite Users** that they follow on the CoinMerge Platform.



NFTs

Users can display their favorite **NFTs** they own while having clickable links for the sale of those **NFTs**.

PROJECT PAGE

NAVIGATION & TIMELINE

Pinned to the top of each Project Page are three icons:


TRADE – CHAT – CHART

These allow a user to quickly jump to the **Chatroom** of the Token, see the Token's **Chart**, or **Swap** the Token.

For NFT Projects the Chart option will not exist unless there is an associated token with that NFT Project.

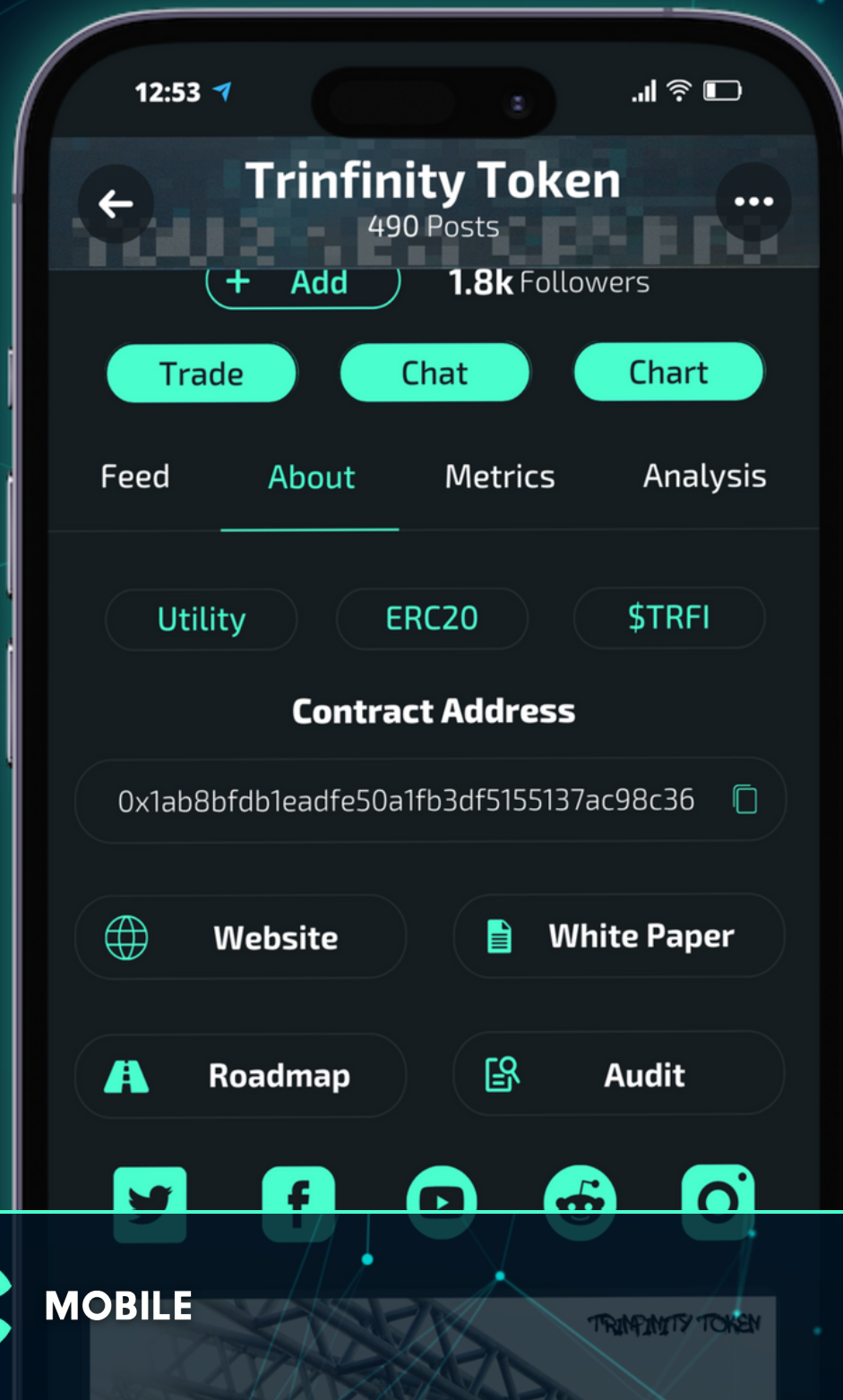
Initially when a user lands on a Project Page the Timeline of the Project is shown.

This is where the Project Owner can make Posts that Populate their Project's Timeline and show up in their followers Global Newsfeed.



PROJECT PAGE

ABOUT & METRICS



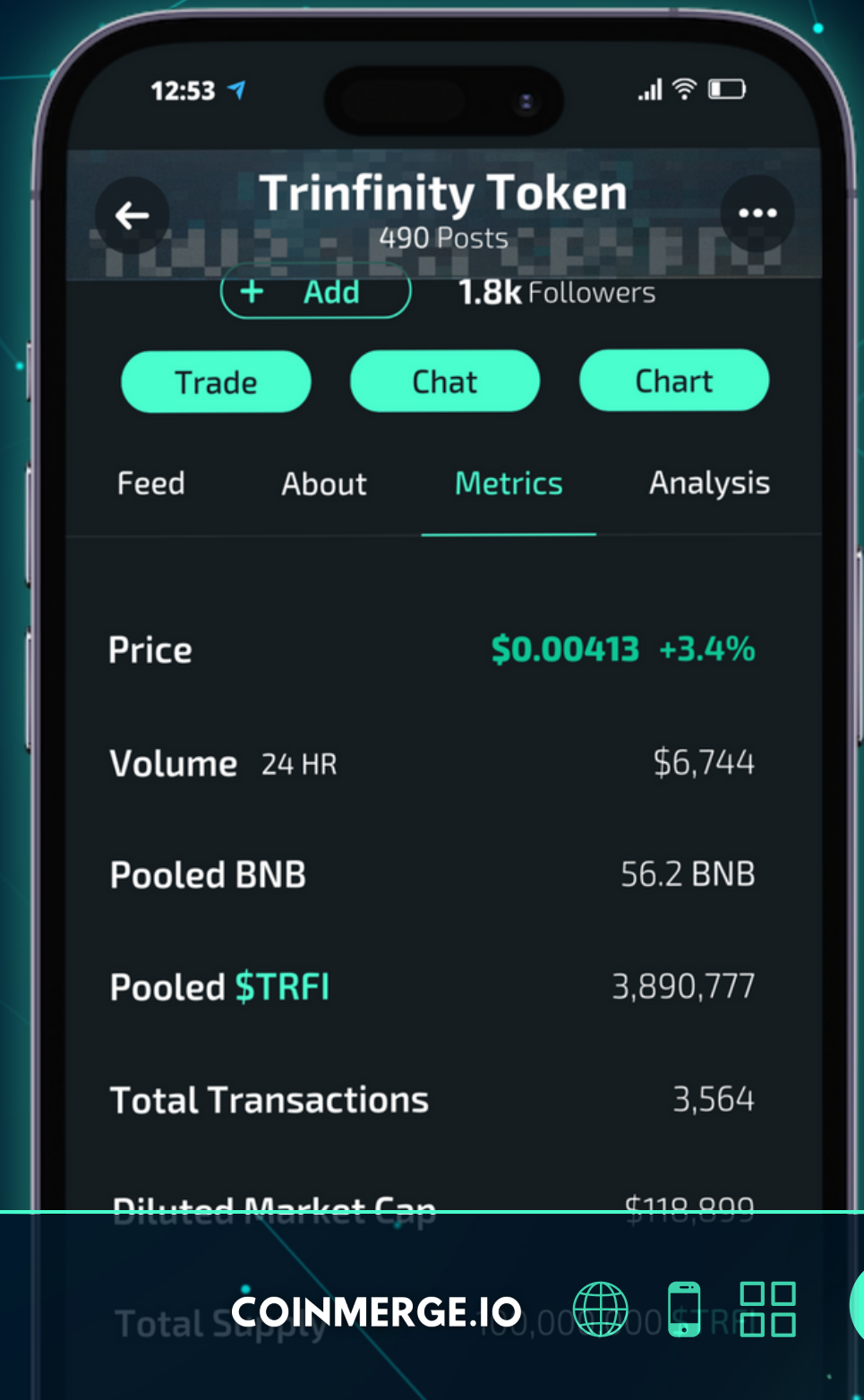
ABOUT

Here users can browse general information about a Project including a link to their **Website, Roadmap, White Paper** and a link to the **Individual User Profile** who listed the project on CoinMerge.

Also this section allows the Project to upload an embedded **YouTube Video** for promotional or educational purposes.

METRICS

This Sub-tab displays metrics for the token (if there are any) including: **Price, Volume, Pooled BNB/ETH, Pooled (\$Token Ticker) Transactions, Diluted Market Cap, Supply, and Holder Count.**



PROJECT PAGE

ANALYSIS SUBPAGE

Here users can do a deeper dive into a Project to get some interesting information they can't get elsewhere. This includes a Trust Vote that users can interact with to indicate whether they feel a project is a good or trustworthy investment.

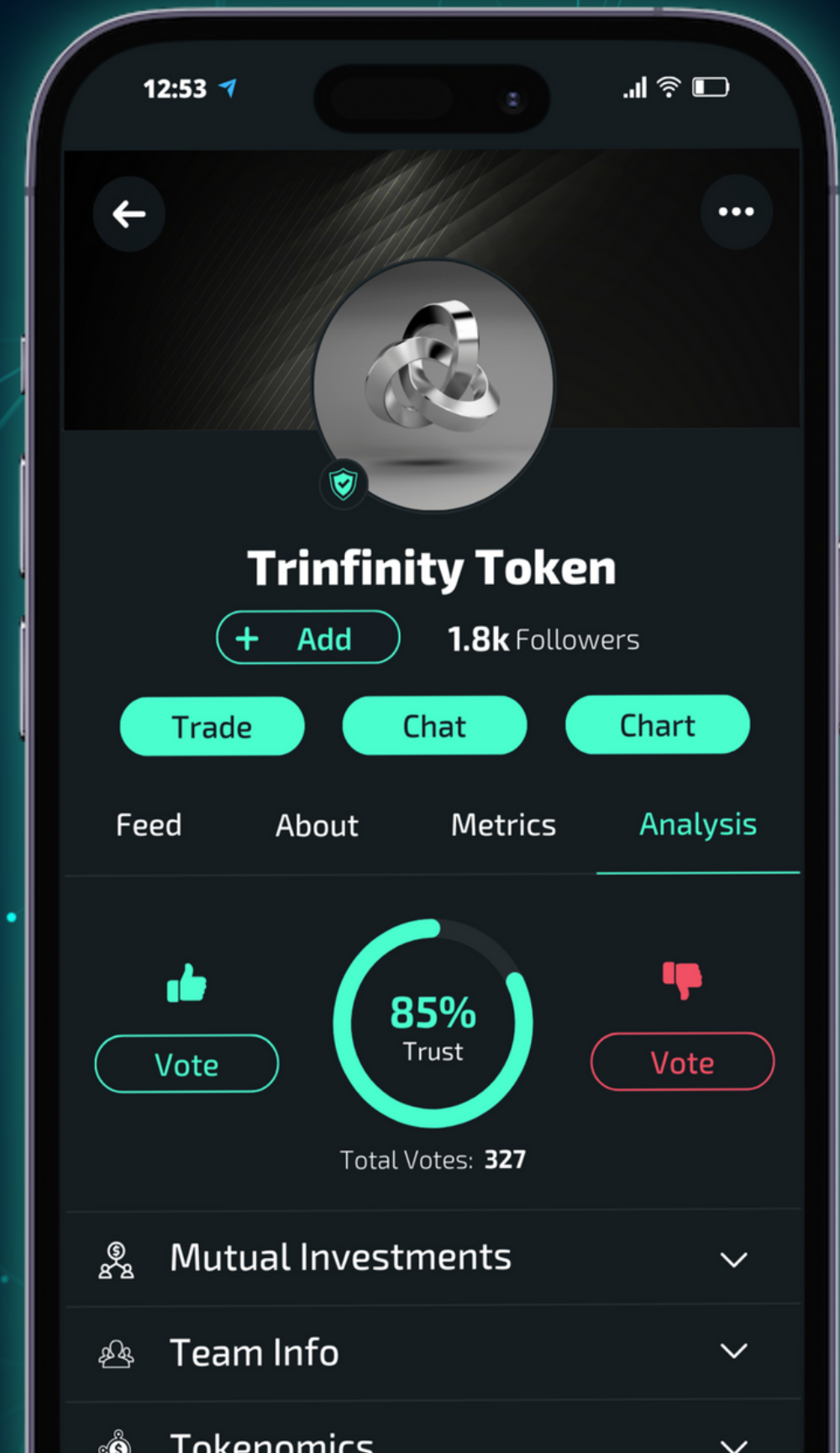
Mutual Investments - This list displays other tokens that are also held by the top holders of the Project being investigated.

Team Info - Here users can see the team behind the project including Pictures, Social Media Links and Bios.

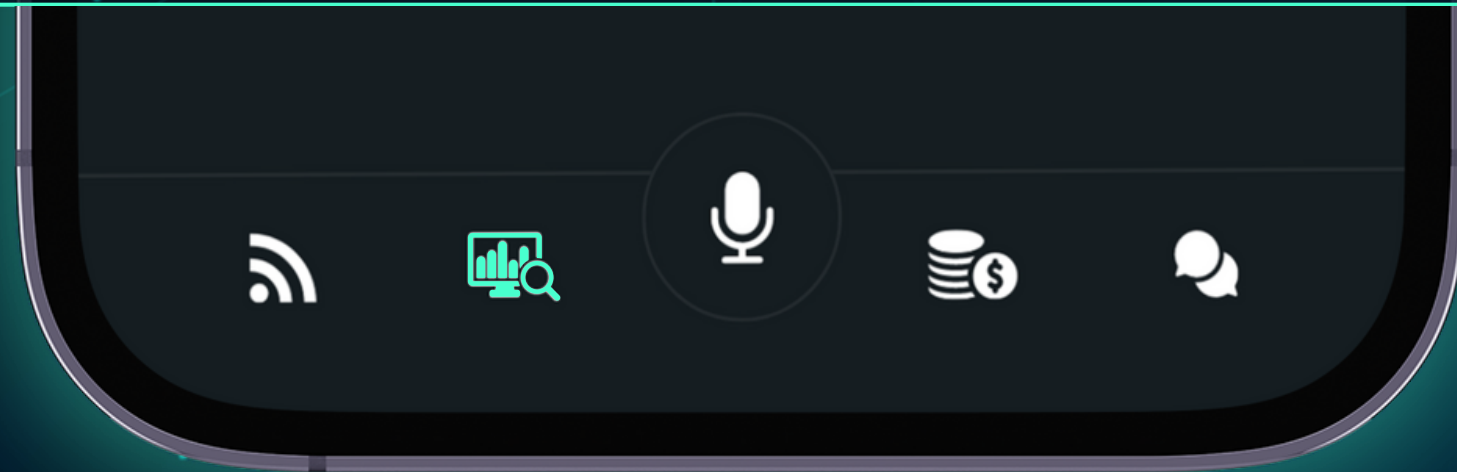
Tokenomics - Displays Taxes as well as Lowest Possible Slippage.

Other Data - Here we have the **Diamond Hand-O-Meter** which is based on a complex algorithm to indicate to users how well the investors have held the token for a long period of time.

Also included within the Analysis Sub-Page is the **All Time High (ATH)** and **All Time Low (ATL)** for a token, both in **Price** and **Market Cap**.



CRYPTO ANALYSIS TOOLS



This subcategory generally represents a place users can go to get more information to be more successful in their Crypto Trading Experience.

FOOTER NAVIGATION

When selecting the Second Footer Icon, this navigates a user to [Crypto Analysis Tools](#).

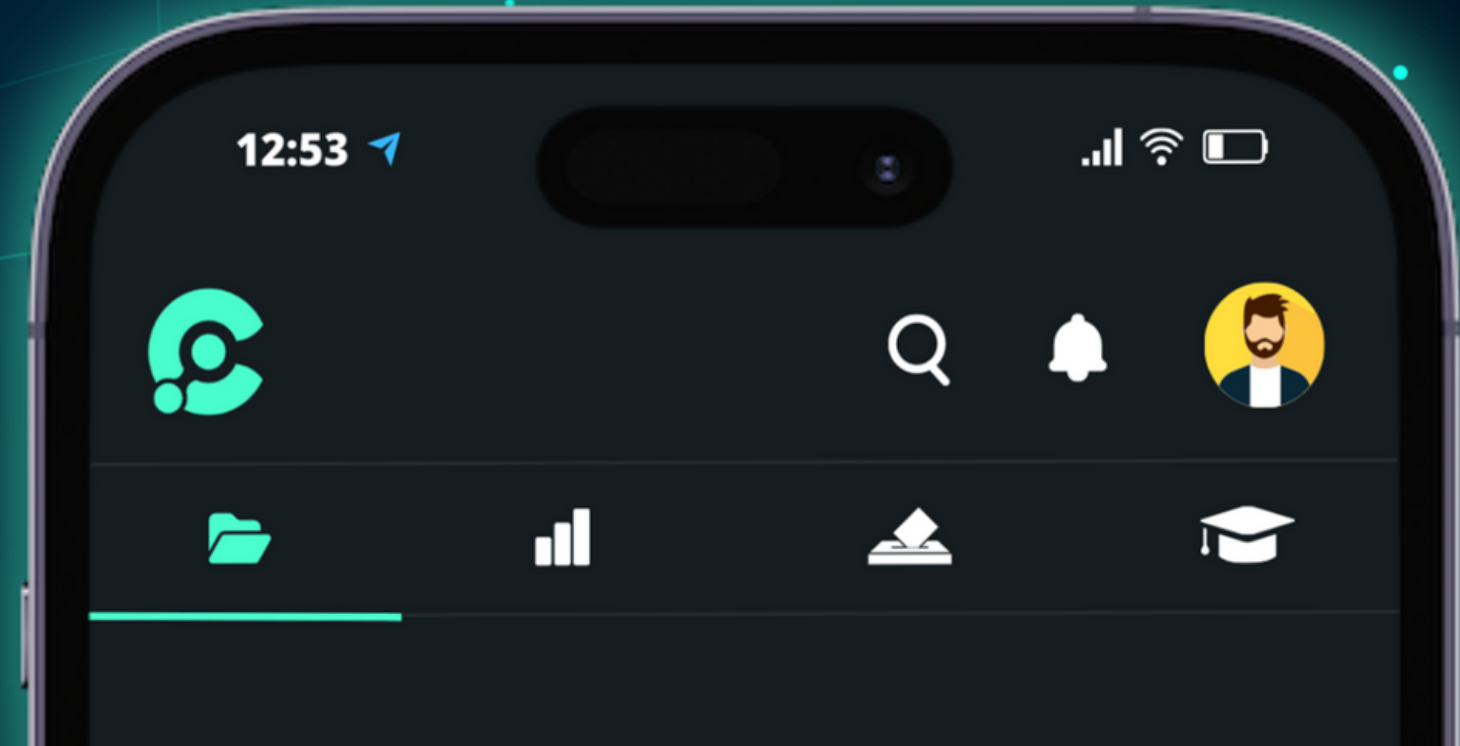
There are FOUR main Tools for CMOS:

PROJECTS LIST

VOTING

CHARTS

EDUCATION



CRYPTO ANALYSIS TOOLS

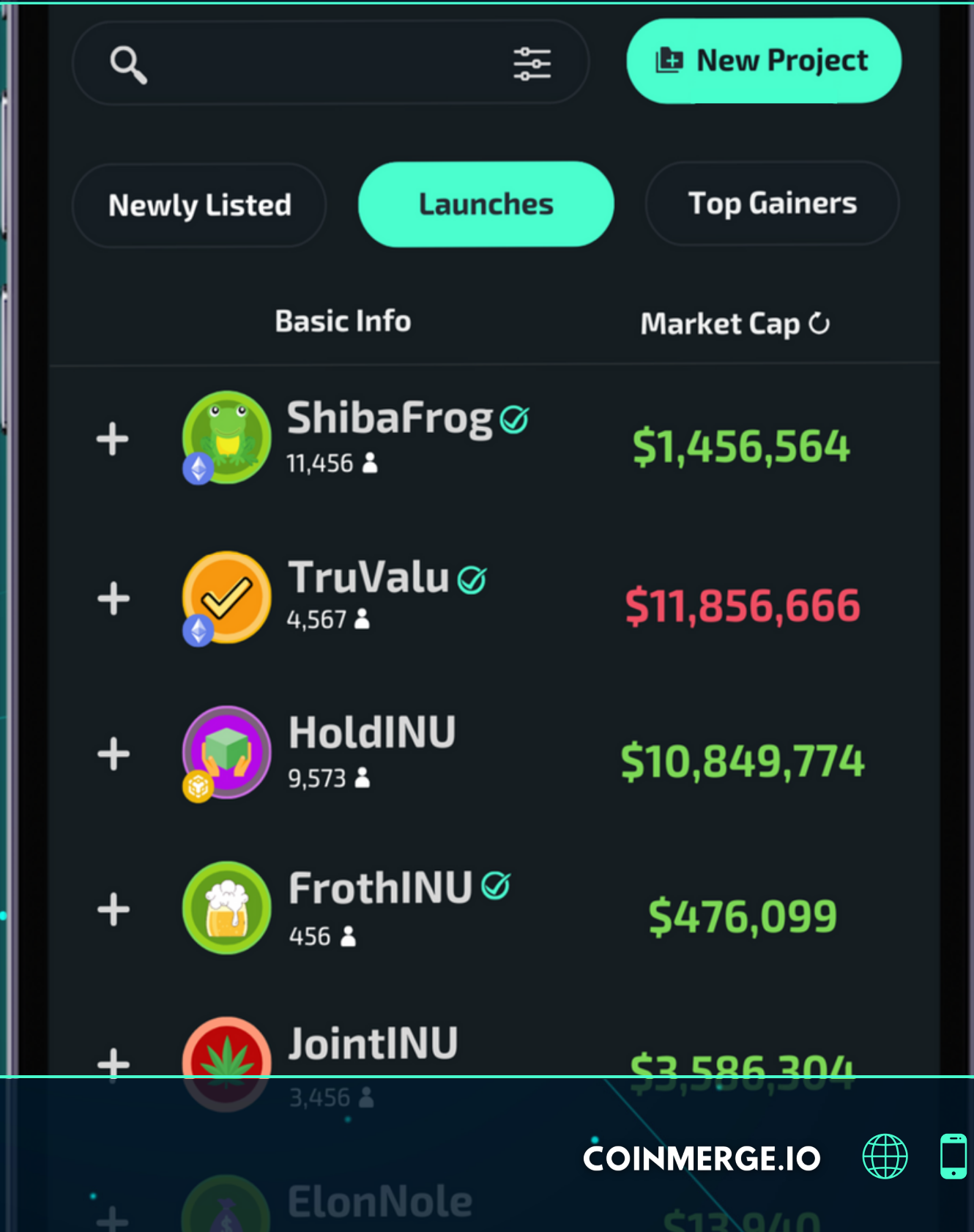
PROJECTS LIST

Here the user can find a list of all Projects listed on the CoinMerge Platform with various filters and quick tabs to refine their experience.

There is a **Filter Pop-Up** so users can find the types of Projects they are interested in.

They can filter by Blockchain, Type of Project, Verified Project, Launched vs Non-Launched, and sort by Different Data Points.

Additionally, there are **Three Quick Tabs** to view projects that are **New** to the site, Projects that are going to be **Launched** in the future, and **Top Gainers** (tokens that have seen the highest price increase in a 24hr period).



CRYPTO ANALYSIS TOOLS



CHARTS

Our Charts are some of the **BEST** on the market.

They include **Live, Up-To-Date Pricing** on a token, as well as a list of the **Most Recent Transactions** that have taken place.

You can find out what wallet is **Buying/Selling** a token, how much of that token is being Traded, and when the transaction was approved on the Blockchain.

Our Charts include both **Line Functionality** as well as **Candles**, with a variety of different **Time Intervals**.

CRYPTO ANALYSIS TOOLS

VOTING PAGE

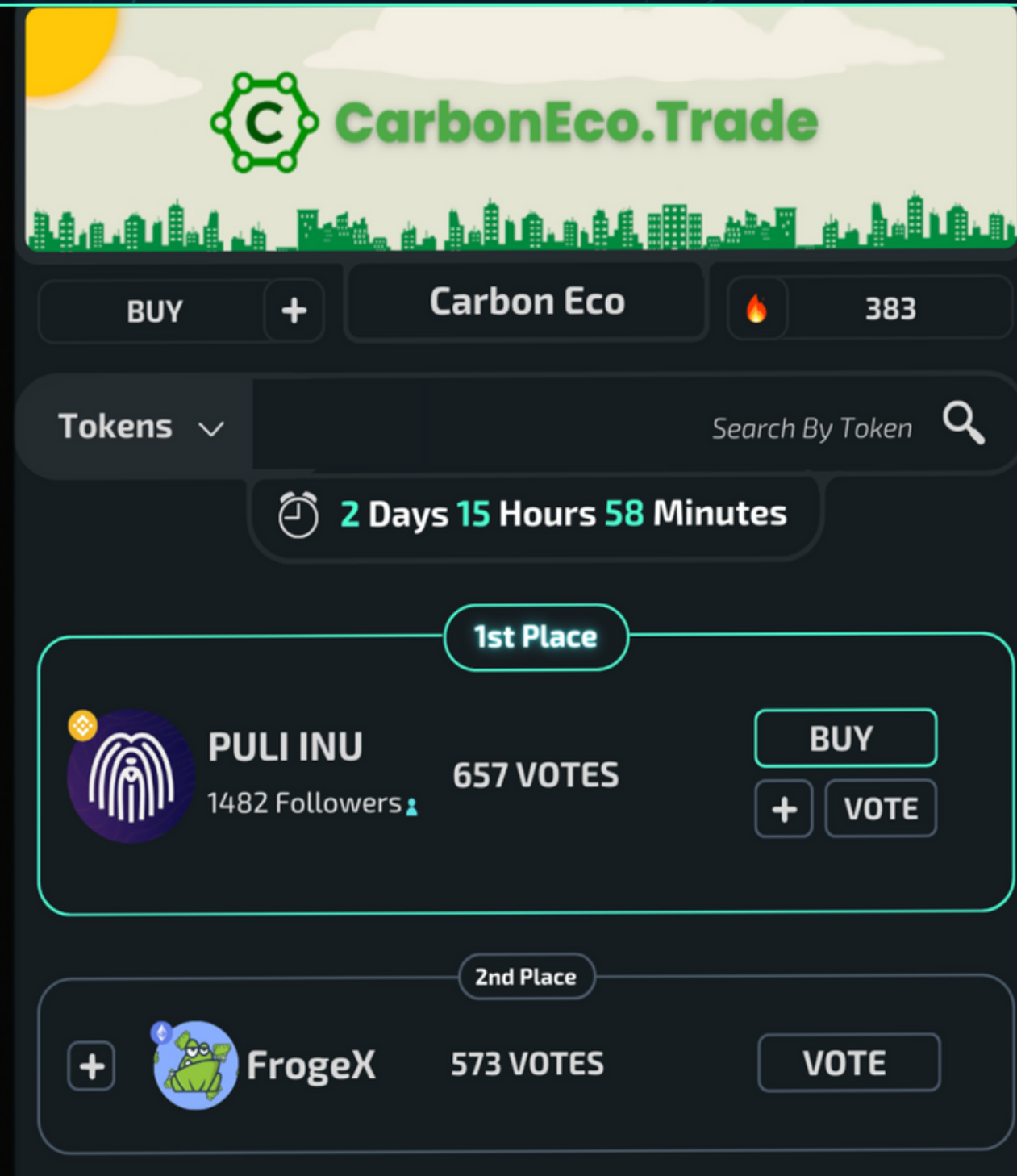
On our Voting Page, we have a **Weekly Contest** running for both Users and Tokens.

You can also view who are the most popular users on the site and follow those you may be interested in.

At the end of each week the winning token gets a **Free Banner Ad** on the Voting Page.

This is a great way for users and tokens to receive free visibility to investors.

Occasionally, we will run **Special Contests** where we invest in the winning token or give them additional marketing.



CRYPTO ANALYSIS TOOLS

Search

Blockchain

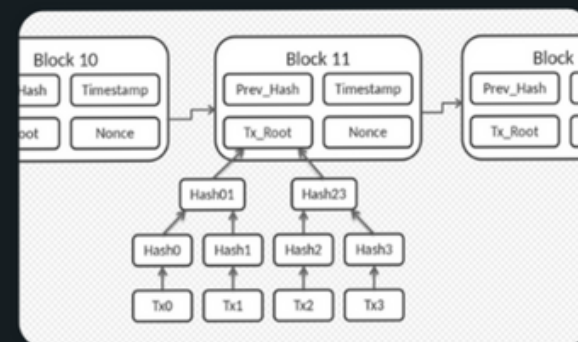
Watch Video

A blockchain is a type of Digital Ledger Technology (DLT) that consists of growing list of records, called blocks, that are securely linked together using cryptography.[1][2][3][4] Each block contains a cryptographic hash of the previous block, a timestamp, and transaction data (generally represented as a Merkle tree, where data nodes are represented by leafs). The timestamp proves that the transaction data existed when the block was created.

Since each block contains information about the block previous to it, they effectively form a chain (compare linked list data structure), with each additional block linking to the ones before it. Consequently, blockchain transactions are irreversible in that, once they are recorded, the data in any given block cannot be altered retroactively without altering all subsequent blocks.

Contents

1. History
2. Structure & Design
3. Types
4. Uses
5. Blockchain Interoperability
6. Energy Consumption Concerns
7. References



Bitcoin Blockchain Structure

EDUCATION

The Education Page will have a variety of articles that users can navigate to, as to learn about topics or terms they run into that they don't understand.

Each article will be custom written and will be broken up into different sections for organization.

Key Crypto Terms will be highlighted and users can jump from article to article to expand their **Crypto Knowledge**.

Along with content within each topic or term will be a **Custom Video** for a visual explanation.

Each page will be accompanied by a picture(s) to further explain the topic or term.

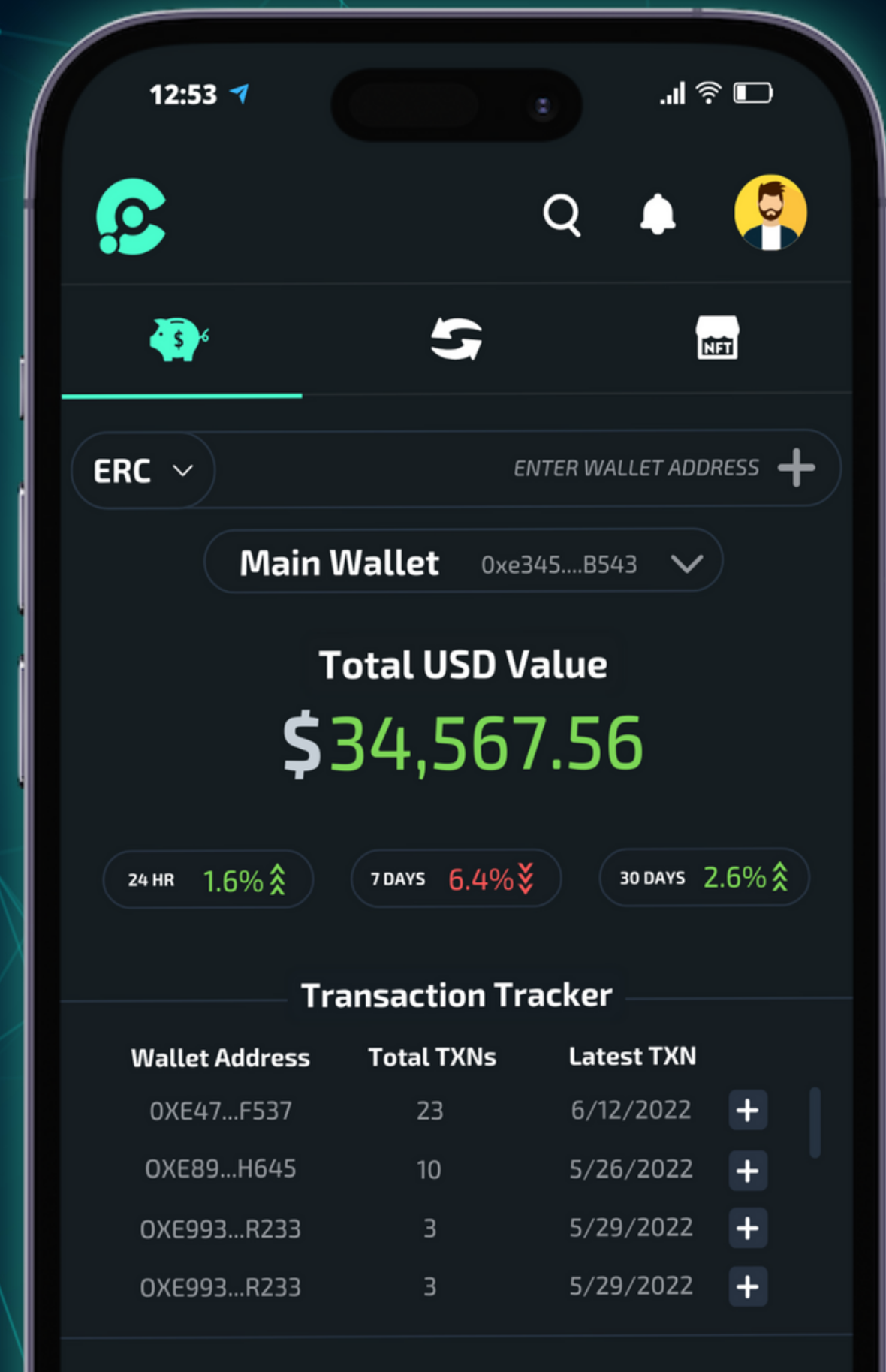
TRADING

ASSET TRACKER/BLOCK EXPLORER

This utility will, in the first iteration, be used as a method for users to keep track of not only their current assets they hold, but also to track the **History of Their Wallets** or other addresses found on the **Blockchain**.

Users will be able to **Store Wallets** and see all the assets held by those Wallets, including some **Historical Data Points** regarding that assets history within the Wallet.

Users will be able to look at all historical transactions made by the Wallet and jump from address to address to read the history of the blockchain.



TRADING

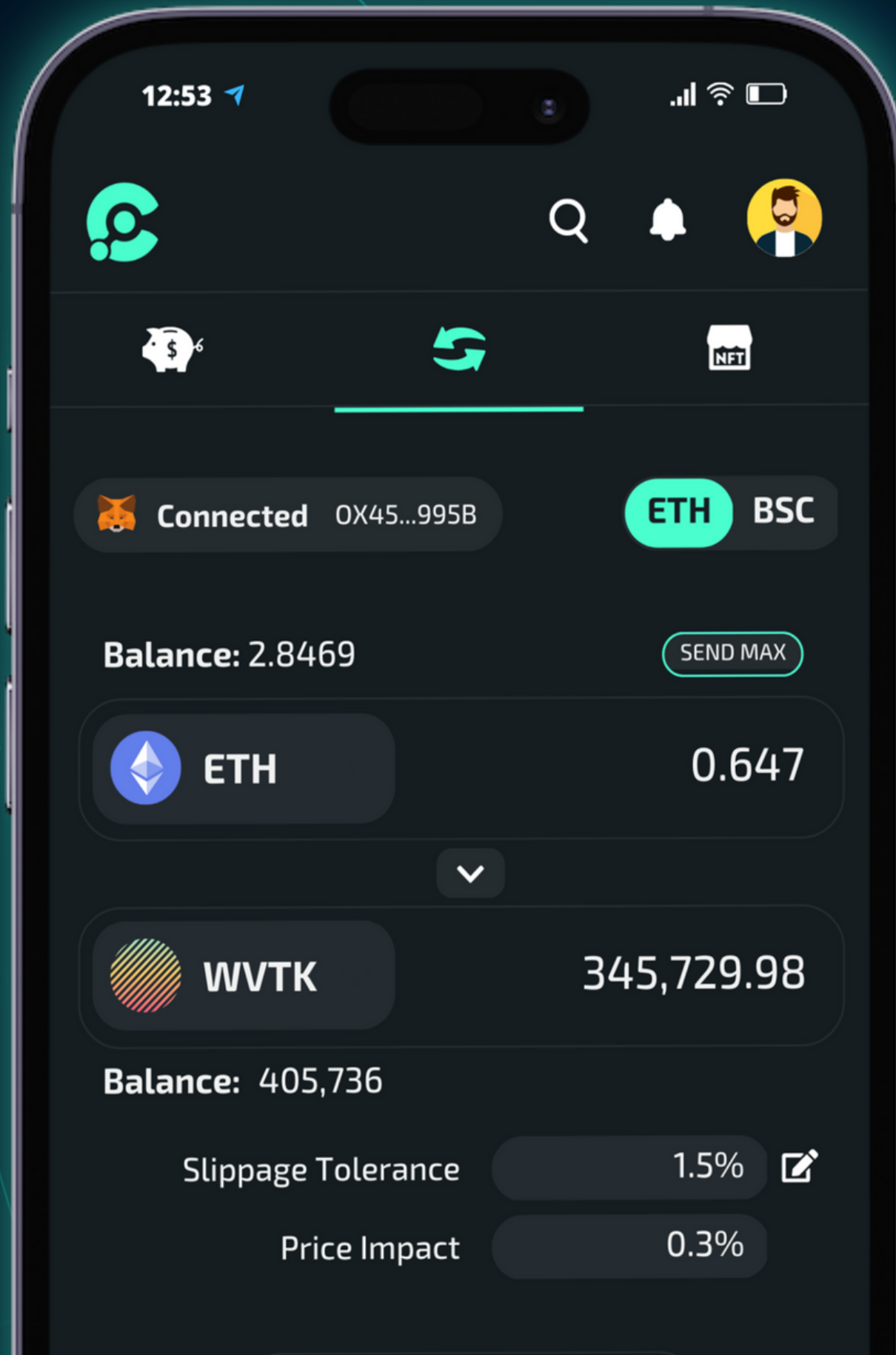
 **SWAP**

CoinMerge built a **Custom Swap** that accesses both UniSwap and Pancake Swap routers.

You can easily trade any **Decentralized Token** on UniSwap or Pancake Swap directly to your wallet.

Here you can change the quantities of tokens traded and also have optional Trade Settings on the Swap.

Slippage Tolerance will be customized along with a price impact feature to further the users knowledge on their pending **Trade/Swap**.



TRADING

NFT MARKETPLACE

CoinMerge NFT Marketplace will serve as our primary NFT utility on the platform.

Here, users can view their NFTs, Create New NFTs, Mint NFTs and Sell/Buy NFTs.

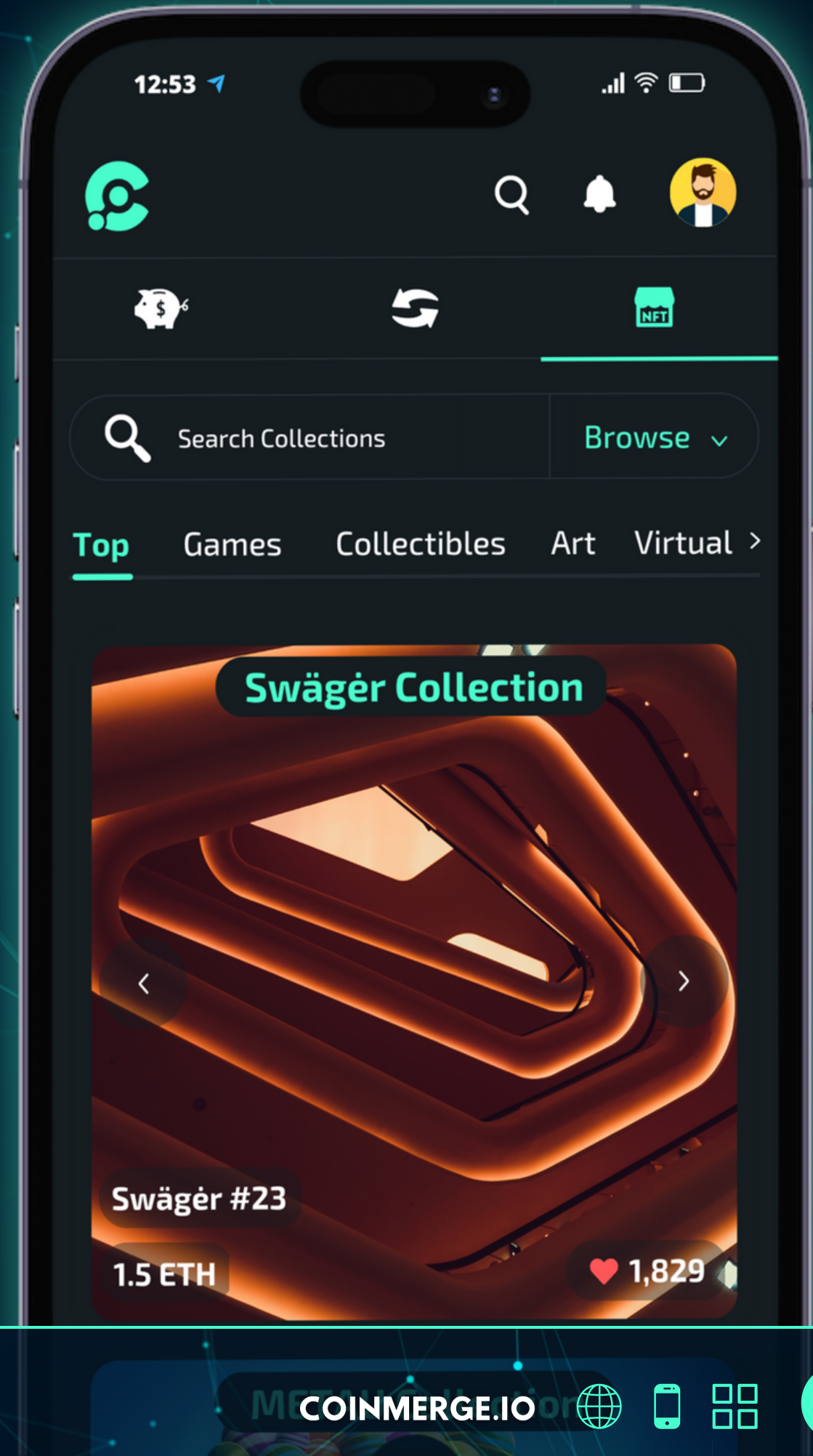
Browse Page – Users can browse collections or individual NFTs by Category, Featured NFTs, and Trending NFTs.

My NFTs – This page allows users to view any NFT they have on any Marketplace and quickly navigate to those NFTs.

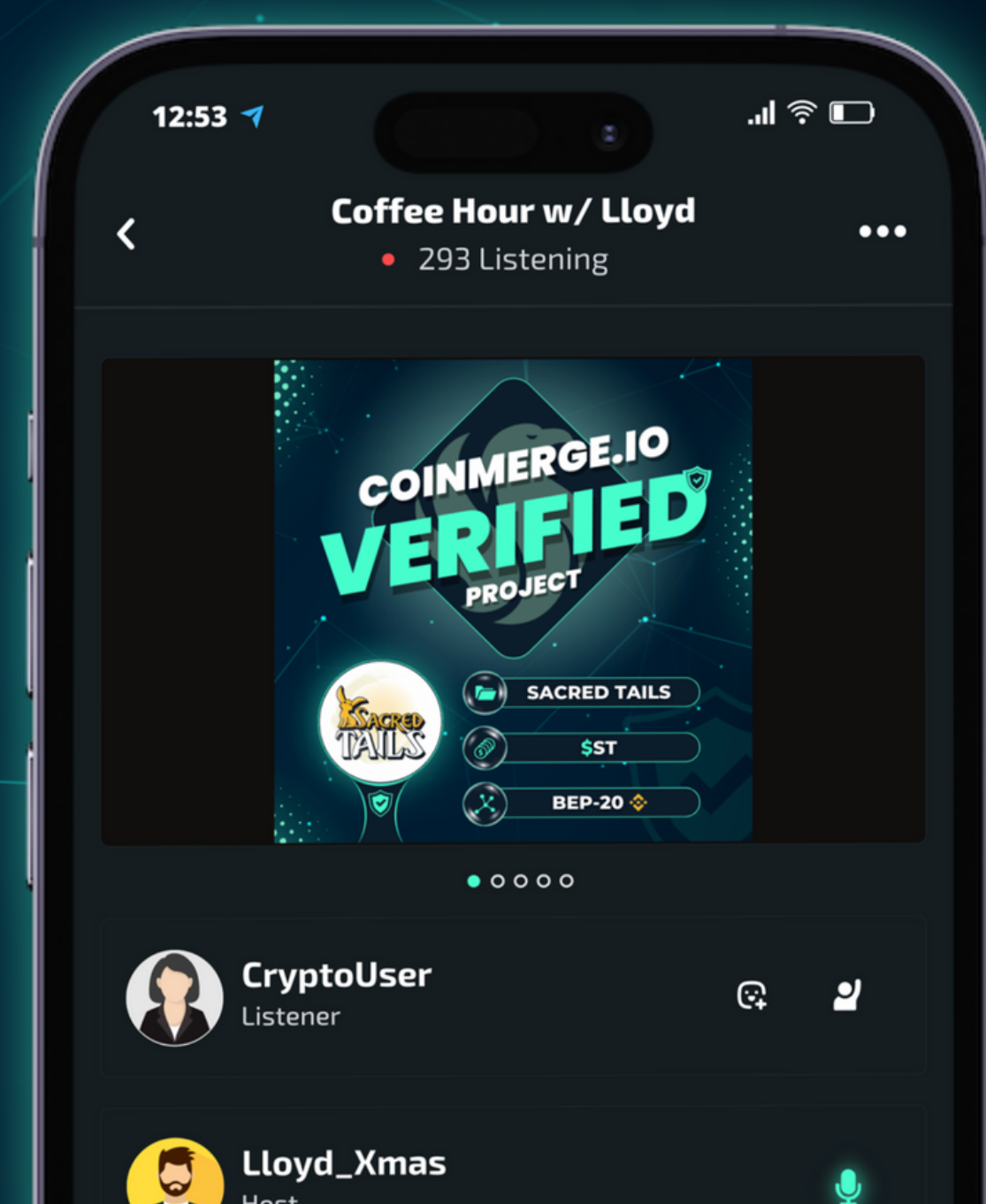

Create – Here users can add new NFTs to our marketplace to Buy, Sell or Transfer.

Collection View – Users can view an entire collection of NFTs, learn interesting statistics about the metrics and trading of this collection.

Individual NFT View – Here an NFT can be Bought, Sold or Auctioned. Users can also make offers on NFTs.



COINMERGE RADIO



SUMMARY

Coinmerge Radio is a public broadcast **Voice Chat Service** that allows for users to reach and inform New Audiences. They can also utilize this service to have Private Voice Chats with Chatroom Groups or One-On-One Calls with others.

There are 3 main pages on Coinmerge Radio:

LIVE BROADCAST LIST SCHEDULED BROADCAST LIST LIVE BROADCAST

COINMERGE RADIO

LIVE & SCHEDULED BROADCAST LISTS


LIVE BROADCASTS

Here you can see all Broadcasts site wide. The list prioritizes itself first based on users and projects you are following then based on user count in the Broadcast.

The **Go Live Button** allows the user to either start their own Broadcast or schedule one for later.

SCHEDULED BROADCASTS

This is a list of all Scheduled Broadcasts for the week that are relevant to you as a user. They will be broken up into categories of your own broadcasts and broadcasts you are scheduled to follow. You can edit your own Broadcast details or un-schedule others from this list.



COINMERGE RADIO

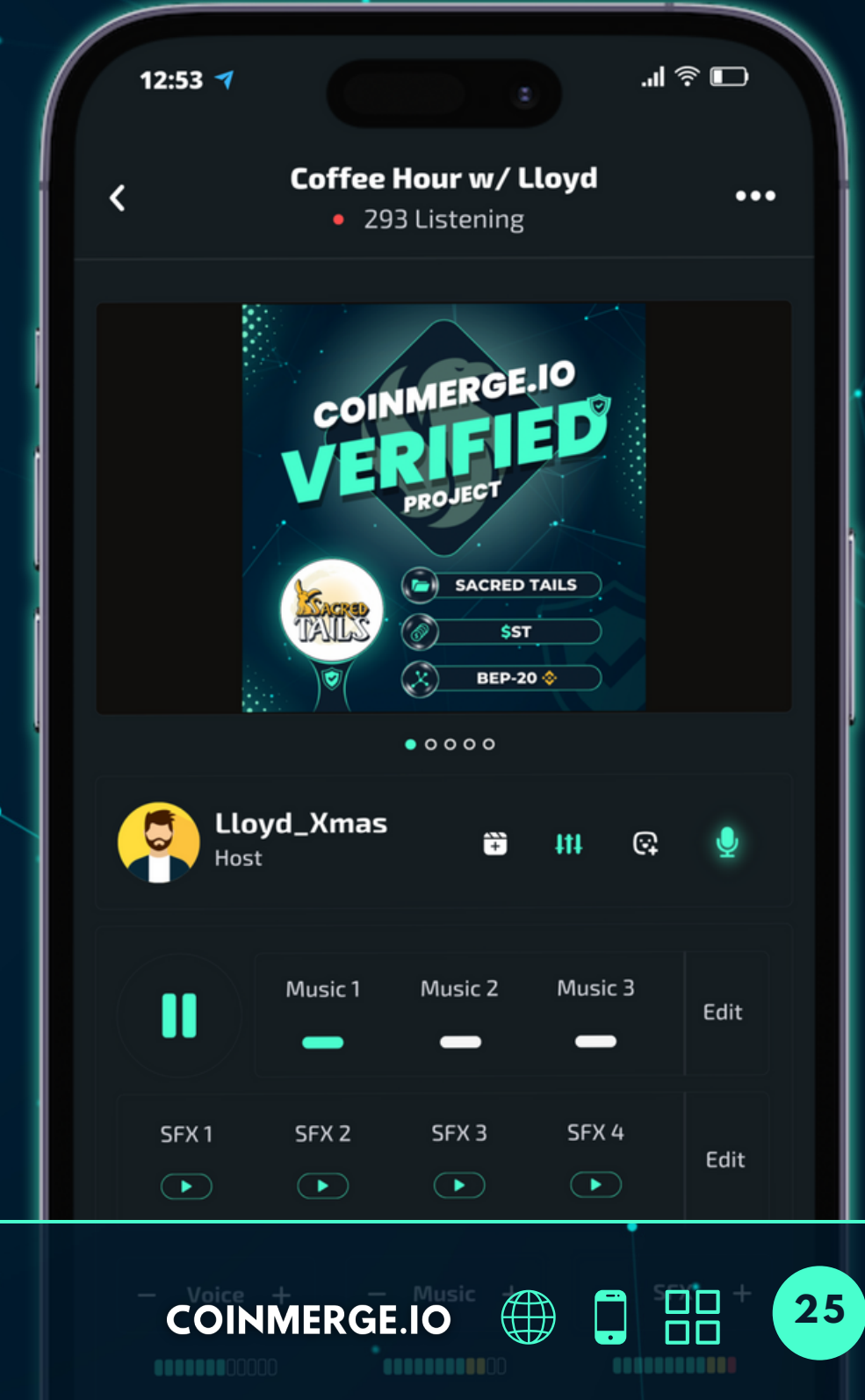
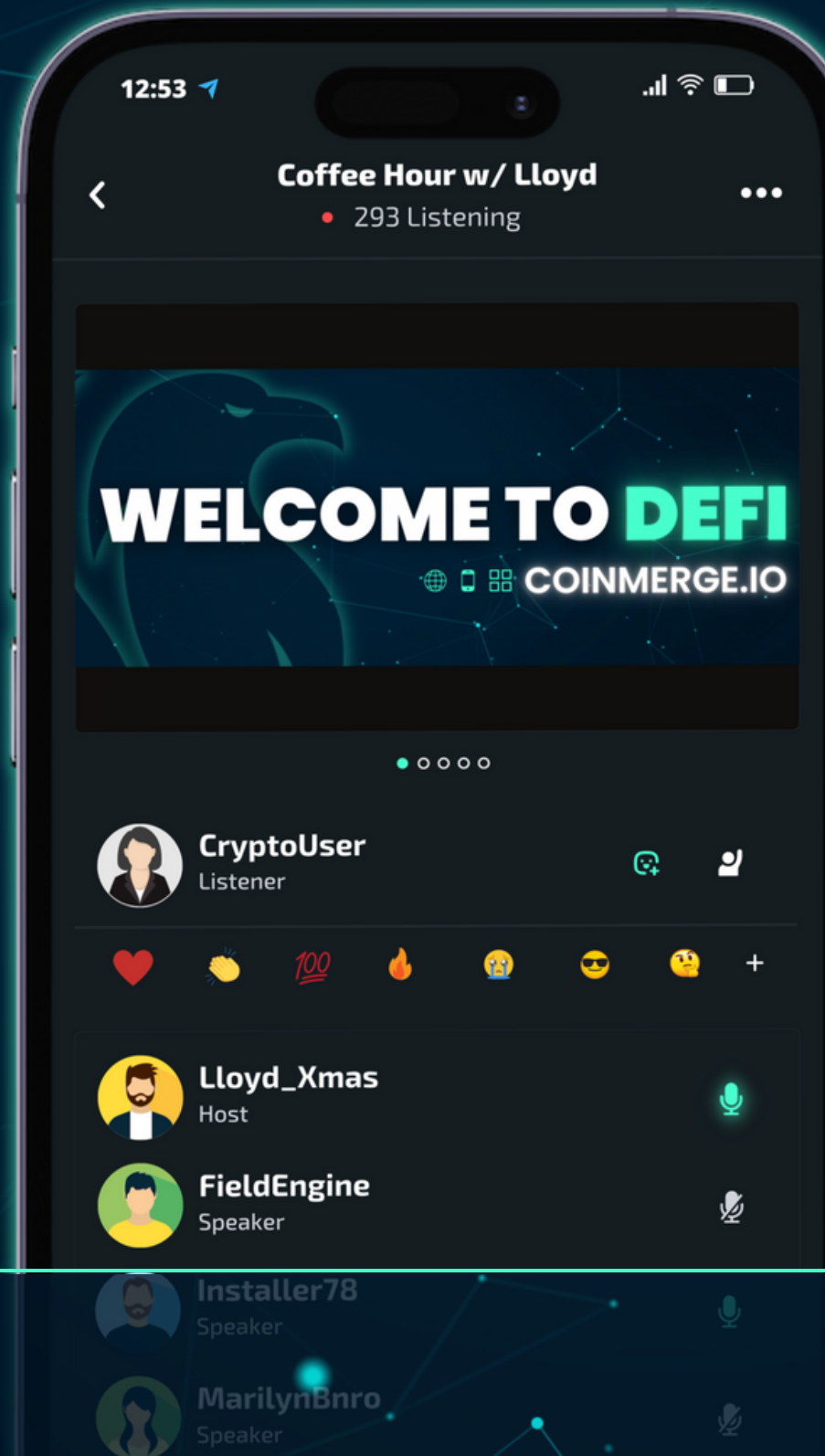
LIVE BROADCAST

In the Broadcasts themselves there is a visual component at the top of the screen. Hosts can **Upload Images** and **Videos** here (and eventually **Stream Video**) so the listeners can follow along with the presentation.

Below that it shows you the user as well as your status, plus a list of emojis you can share.

Finally, there is the full list of users in the room, their role, and their current microphone settings.

Hosts and Speakers can customize their broadcast experience by **Uploading Songs** and **Sound Effects** to enhance the listening experience. They can also adjust the **Audio Levels** being transmitted to listeners.



CHATROOMS

OVERVIEW

The CoinMerge Chatrooms are a robust utility that allows users to interact with their favorite Projects, Groups and Users.

Quickly navigate between the **Three Separated Type of Chats** in the sub-footer.

There are three type of Chat Lists:

Project Chats

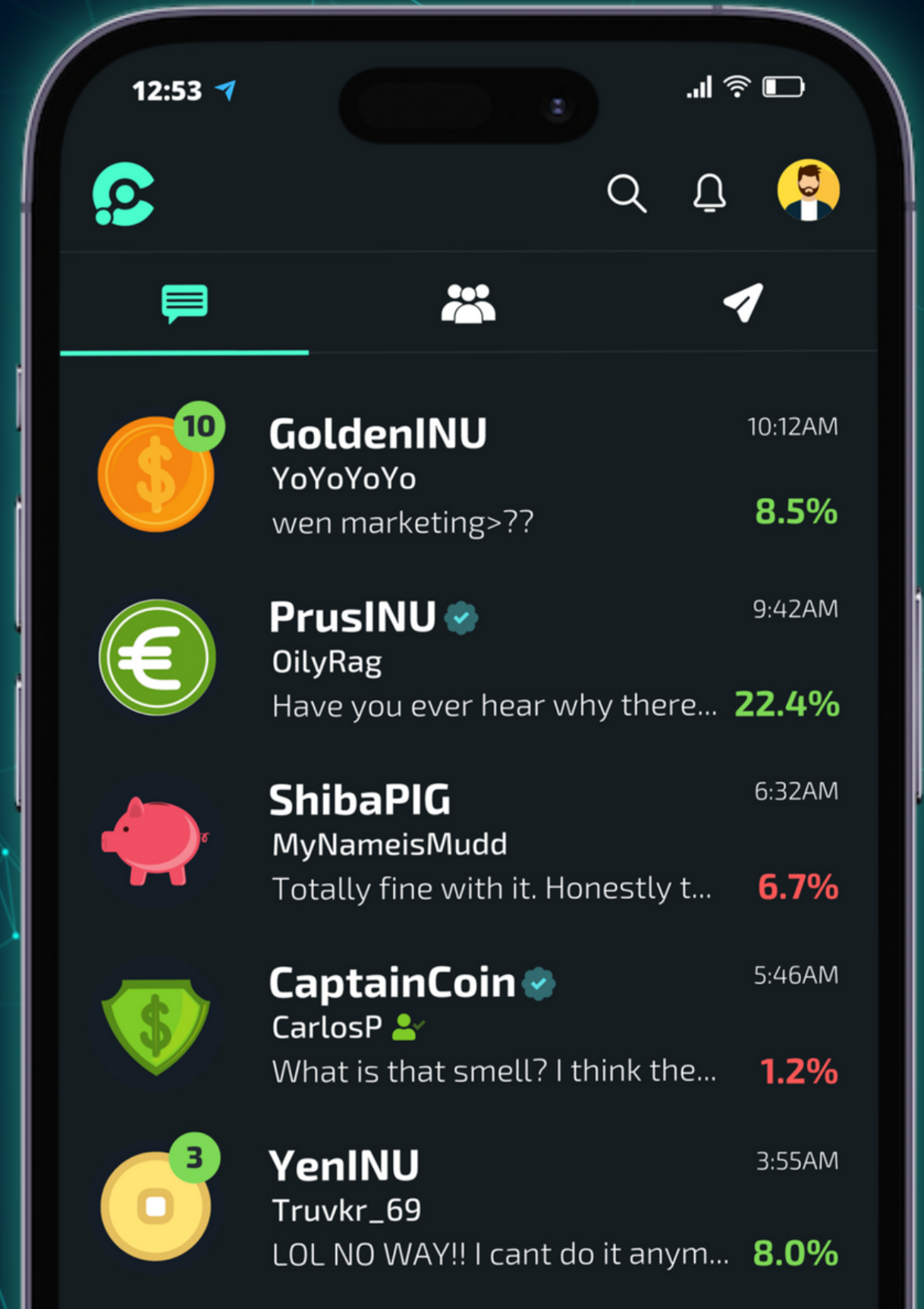
Where all the Followed Projects by a User are Listed.

Group Chats

A List of Chatrooms for users to Collaborate Together.

Direct Message Chats

Personal Chatrooms for Peer-to-Peer Interaction.



CHATROOMS


SEARCH & NAVIGATION

While in the Chatrooms, the user can quickly use the Search Icon to navigate to **Specific Chats**.

The user can also search for specific key words or phrases that are cataloged within the Chats the user is part of.

A **Universal Search Feature** is also included for users to search for Specific Chatrooms that they have yet to join.

When a user joins a Project Chatroom, they will have the ability to join **Sub-Chats** that are associated with that Specific Project.



CHATROOMS

CHATTING IN ROOMS

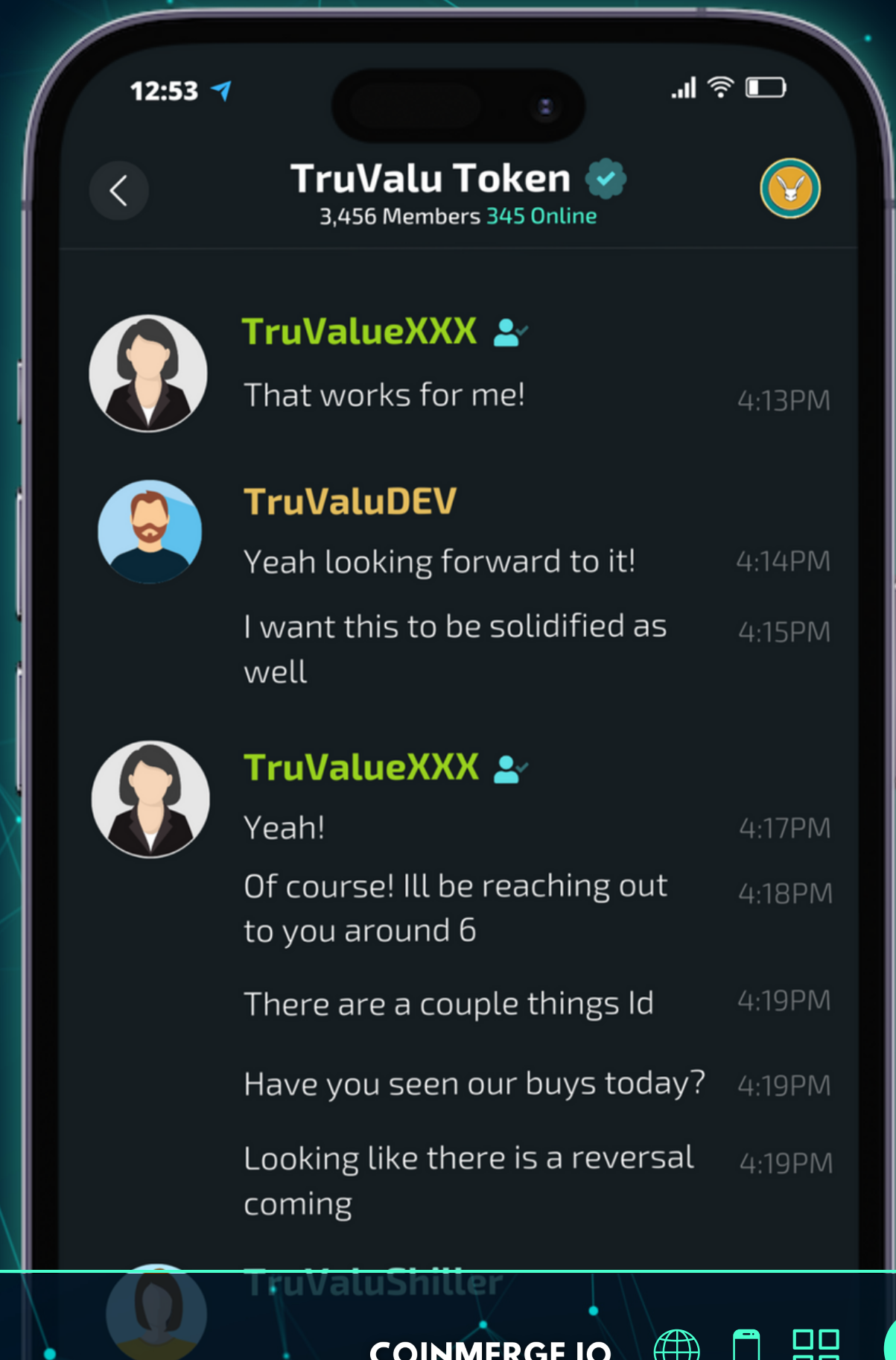
When a user is in any Chatroom they will be able to interact seamlessly with fellow CoinMerge Platform users.

Easily reply to any users message by holding down on a specific message and clicking the "Reply" Function.

Adding **Photos/GIFS/Videos** is as simple as one click.

Clearly see the time a message was sent along with who sent that message within the Chat.

Adding emojis to any other users message is as easy as holding down on a specific message and clicking from a list of emojis that is catered to your use of specific emojis.



CMOS BLUEPRINT

COINMERGE OPERATING SYSTEM **MOBILE**



COINMERGE.IO

CONTENTS

LANDING PAGE	3	CRYPTO ANALYSIS TOOLS	15
OPENING THE APP	3	PROJECTS LIST	16
HEADER TOOLS	4	CHARTS	17
FOOTER NAVIGATION	5	VOTING PAGE	18
SEARCHABLE CONTENT	6	EDUCATION	19
NEWSFEED	7	TRADING	20
OVERVIEW	7	ASSET TRACKER/BLOCK EXPLORER	20
FUNCTIONALITY WITHIN A POST	8	SWAP	21
MAKING A POST	9	NFT MARKETPLACE	22
PROFILE PAGE	10	COINMERGE RADIO	23
LANDING PAGE & TIMELINE	10	SUMMARY	23
SUBCATEGORIES	11	LIVE & SCHEDULED BROADCAST LISTS	24
PROJECT PAGE	12	LIVE BROADCAST	25
NAVIGATION & TIMELINE	12	CHATROOMS	26
ABOUT & METRICS	13	OVERVIEW	26
ANALYSIS SUBPAGE	14	SEARCH & NAVIGATION	27
		CHATTING IN ROOMS	28

LANDING PAGE

OPENING THE APP

This is where you first land when you open up the [CoinMerge App](#) or the associated [CoinMerge.io](#) web-based browsers on your phone.

If you have not created an account, this page will be a preview.

Many of the features and functionalities of [CMOS](#) will be un-gated to users who do not sign up.

Our main reason behind having user account sign up is to prevent botting and also hold users accountable for their social interaction.



LANDING PAGE

HEADER TOOLS



Our new **Iconic Logo**. This button will refresh the page and bring you back to your landing page.



The **Search Icon** provides the primary ability to get around the site when you are looking for something specific. When you type in characters, the search bar will divide that search into Users, Groups, Projects as well as Chat Messages.



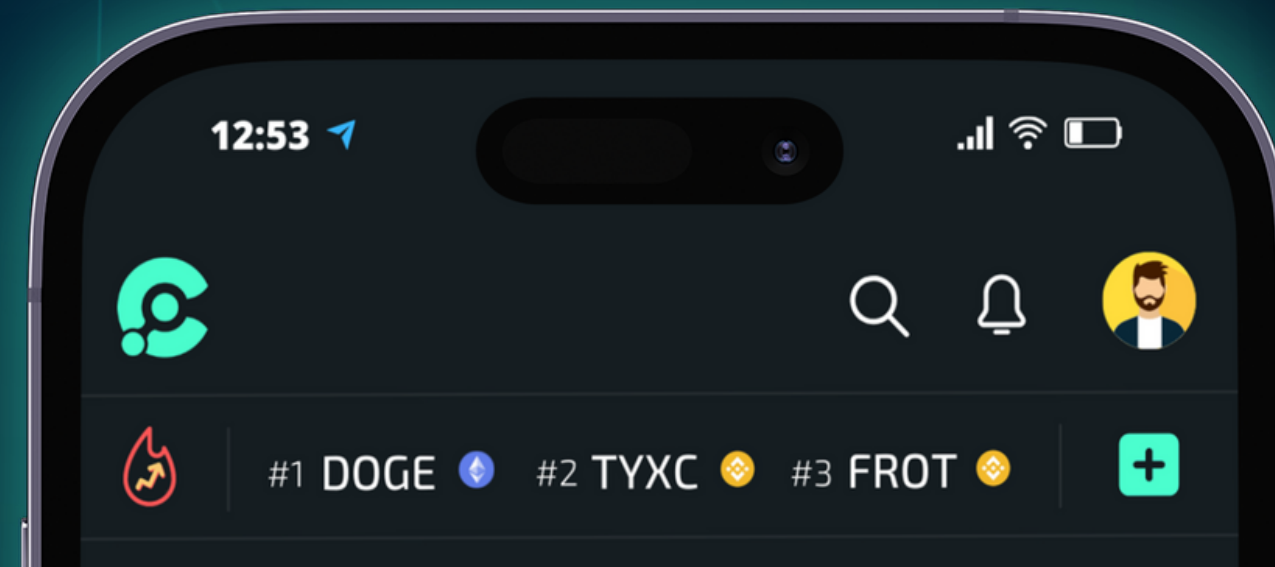
The **Bell Icon** provides up to the second notifications from the entire site personalized by you, for you.



The **Profile Avatar** in the top right corner opens up the Main Menu for the site.

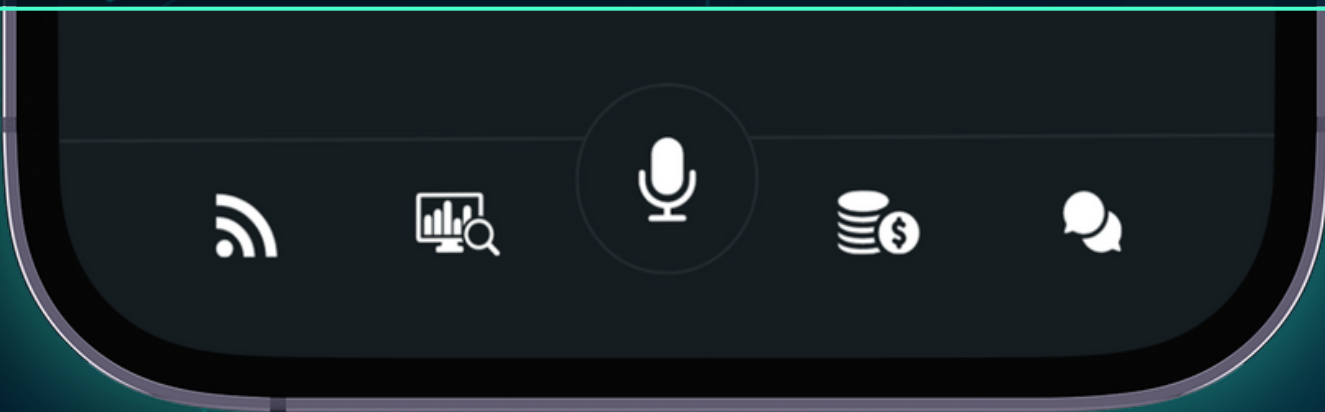


This **Plus Icon** allows you to create a post that will show up on timelines of your followers.



LANDING PAGE

FOOTER NAVIGATION



This icon will take you to your **Global News Feed** where the you can see all pertinent information going on with your followed Users/Projects as well as Global News Aggregation, and occasional ads/promotional content.



The second menu option is **Crypto Data and Analysis**. This footer contains all **CMOS** utilities that allow a user to gain information that may help them in their Crypto or Web 3 journey.



This microphone icon is where users and projects will be able to Broadcast Voice Chats across the site to reach new audiences or inform their private audiences, known as **CoinMerge Radio**.



This is where all **Crypto Trading and Asset** storing tools live. When you are ready to buy or sell assets or just look at the assets you currently have, you come here.



This is where you can find and create **Live Chatrooms** for both, Miscellaneous Groups and Projects to connect in a real time experience.



LANDING PAGE

SEARCHABLE CONTENT



The **Plus Icon** on a project or user will have you follow them, which will populate your Newsfeed with updates from that entity.



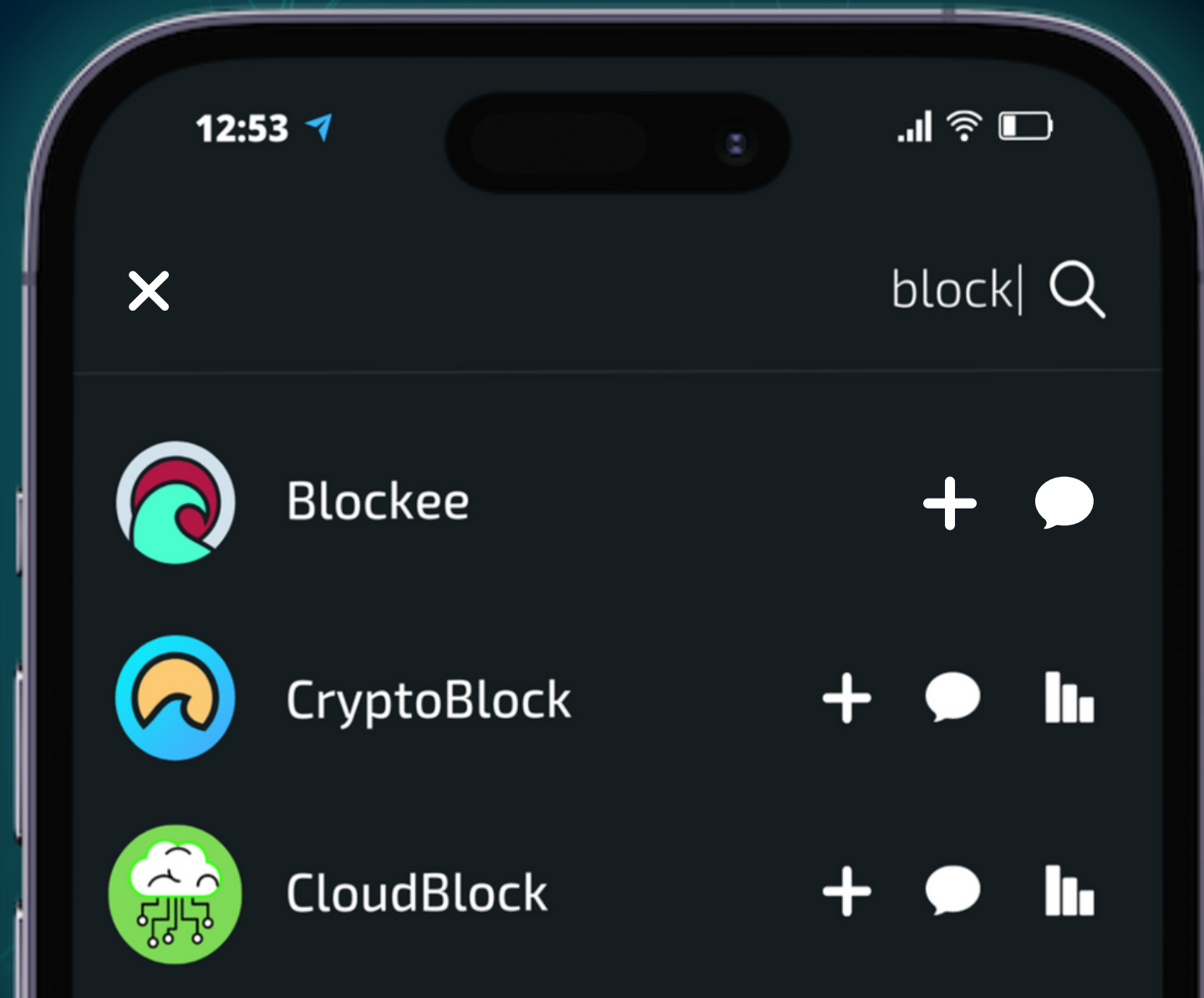
The **Chat Icon** will take you to that Project's Chat or initiate a Direct Message with that user.



The **Chart Icon** next to a Project will quickly navigate you to their Chart.



The **Profile Icon** or **Project Icon** (for Users or Projects respectively) will navigate you to that entities Personal Page/Timeline.



NEWSFEED

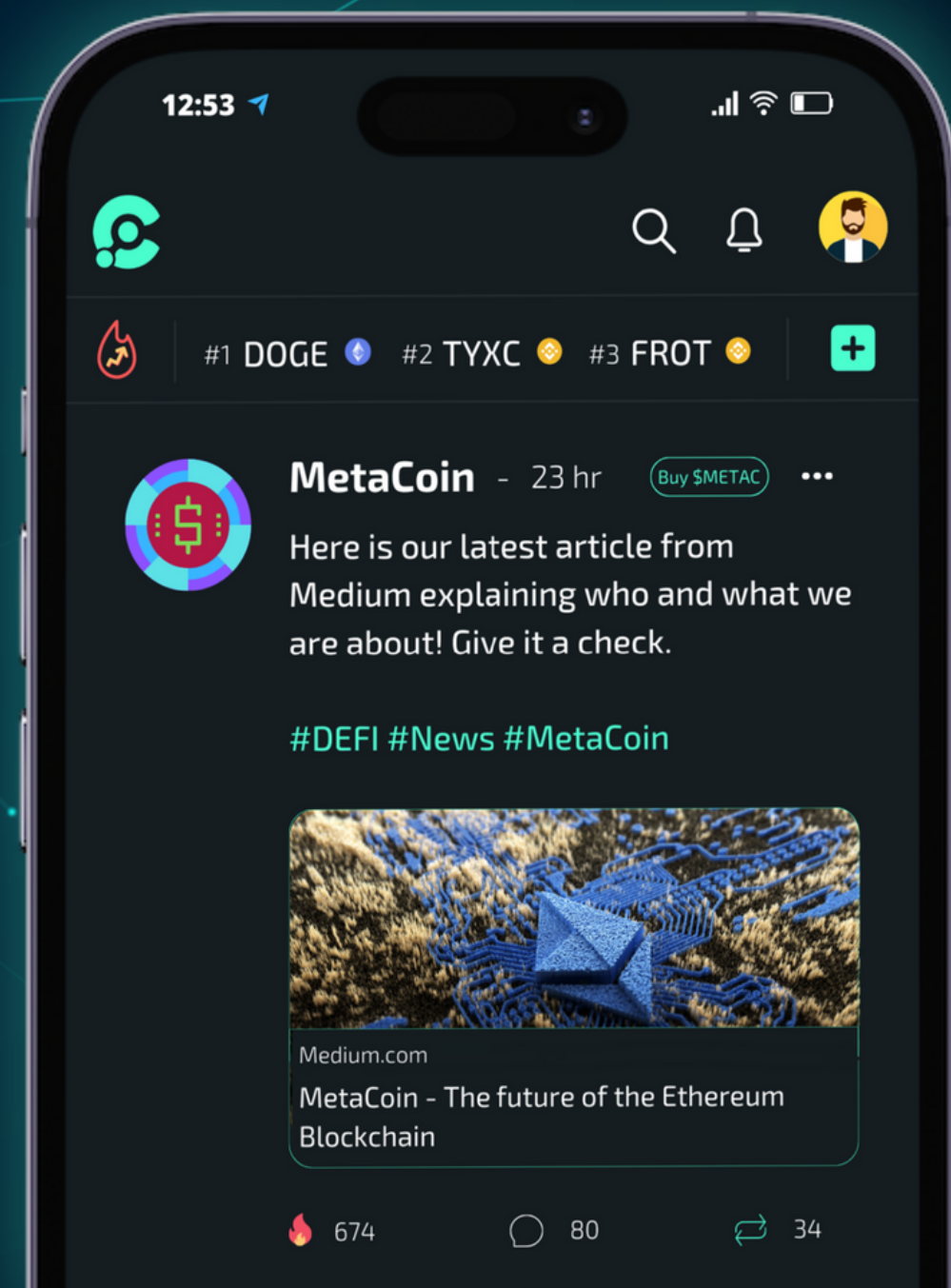
OVERVIEW

The primary feature of our site is a **Social Media News Feed** where Users, Projects, and Aggregated News Sources can populate information for the users to look at.

In each post on the left side there is an avatar of the User or Project that created the post. This will take you to that entities respective Profile or Project Page.

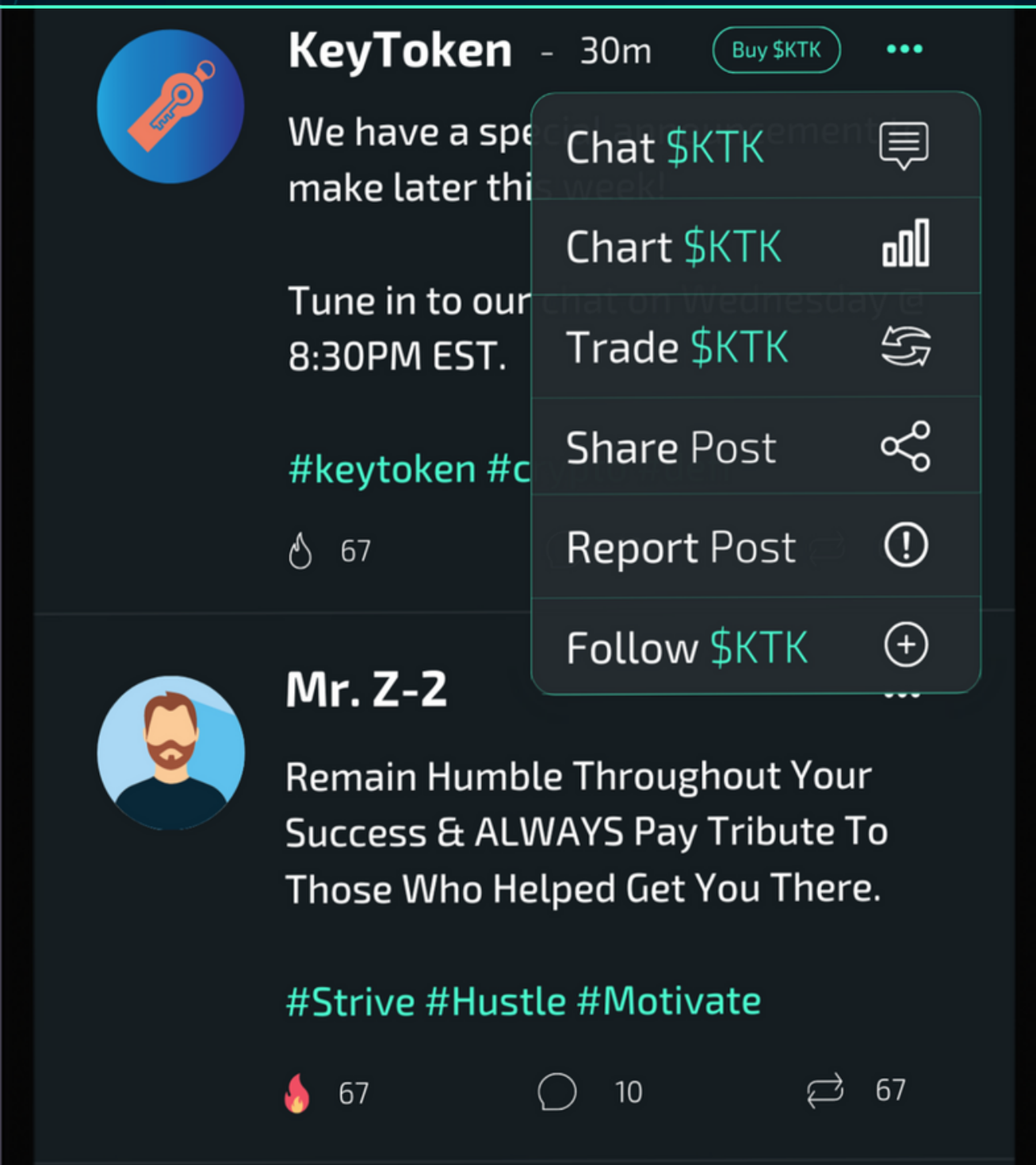
Within the post you will see the name of the entity and how long ago the post was made.

If a user wants to add a **Buy Link** to a Specific Token or NFT Collection Page, it will be embedded into the post.





NEWSFEED



FUNCTIONALITY WITHIN A POST

Three Dot Icon Displays More Information

For Projects The Options Are:
Chat, Chart, Trade, Share, Report, or Follow

For Users The Options Are:
Message, Share, Follow, Block or Report

The **Buy Link** will popup our Decentralized Swap found all over the site to quickly trade the token listed.

At the Bottom of Each Post There are Three Icons

A **Fire Icon** that users can click to signify that they approve of a post.

A **Comment Icon** to comment on a thread beneath the post.

A **Repost Icon** to share that specific post to your timeline.

NEWSFEED

MAKING A POST

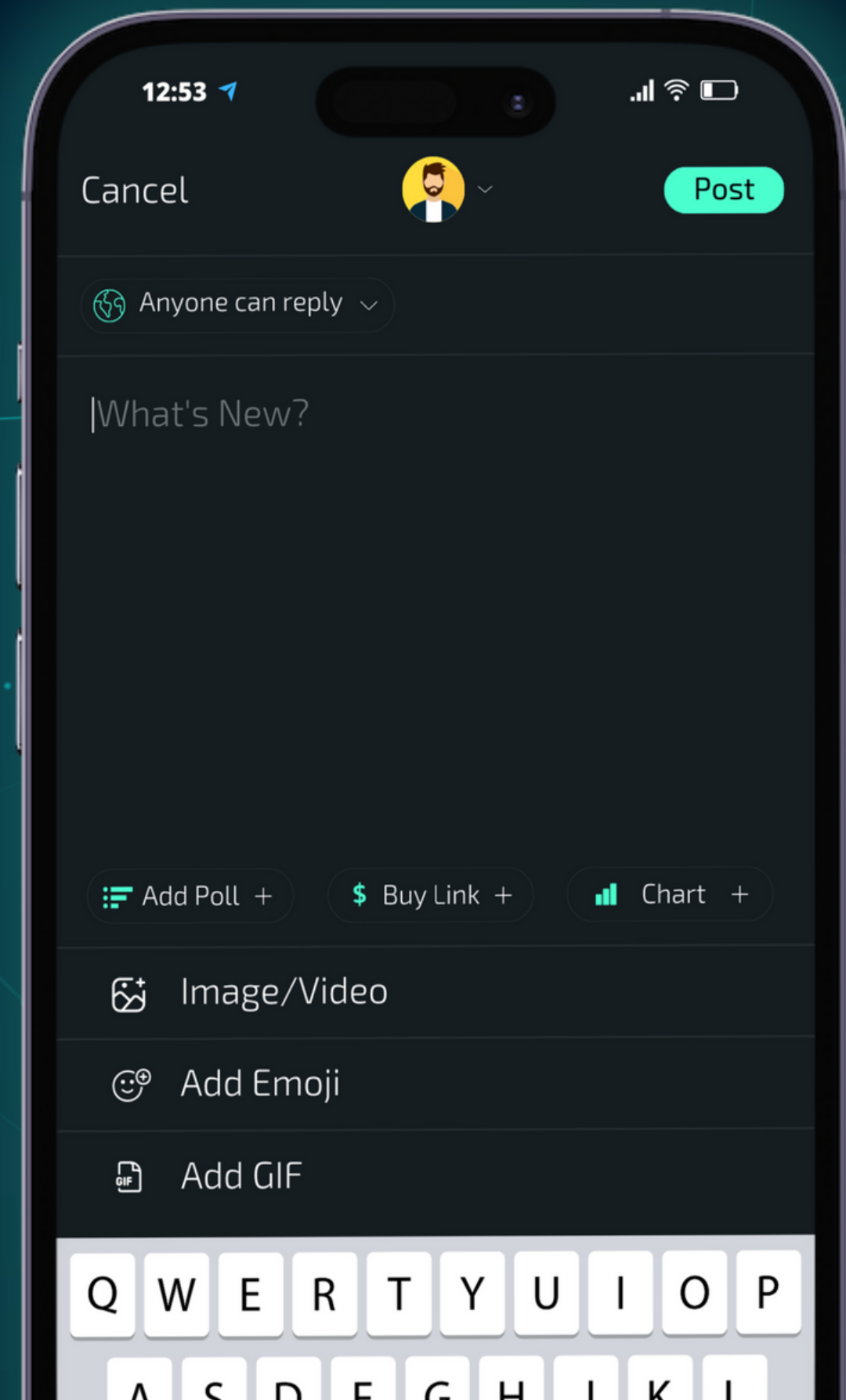
Users can make a new post through the **Plus Icon** in the sub-header of the Global Newsfeed or the **Post Button** on their own Profile or Project page.

The **Buy Link** or **Chart** button will pop up a UI that allows them to integrate Charts from tokens listed on the site or open up the Decentralized Swap defaulted to that token into the post.

Below that is where the users enter the contents of the post, **Text, Links,** and/or **Hashtags.**

The four (4) options below allow the user to upload **Images, Videos, Emojis, GIFs,** and/or **Polls** into the post.

The **Post Button** in the top right corner will post everything the user wants included into their timeline. This post will populate on users Global Newsfeed for their followers.



PROFILE PAGE

LANDING PAGE & TIMELINE

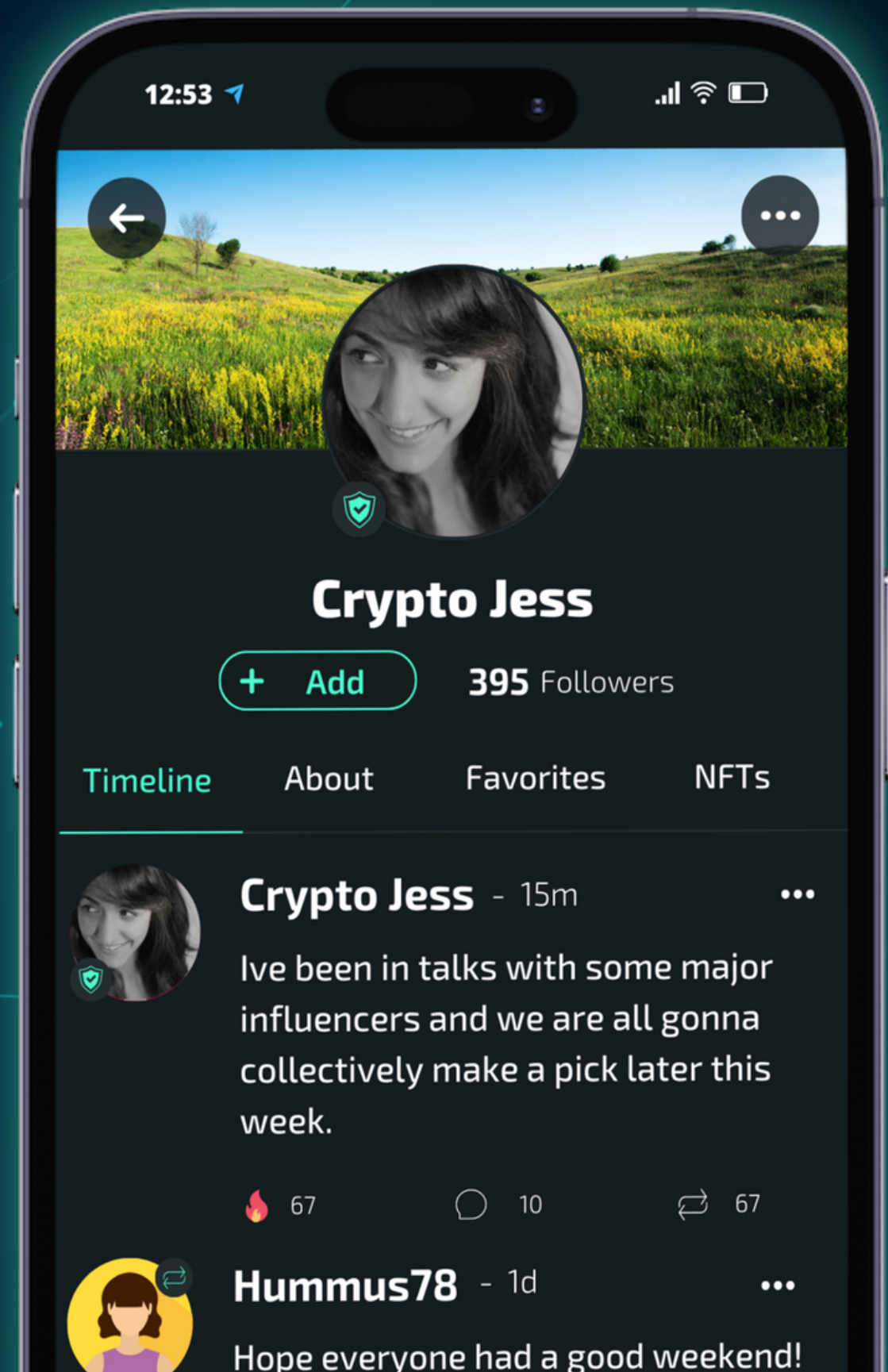
Every user gets their own **Customizable Profile Page** and **Timeline**.

We have provided options for users to fully customize their experience by changing the colors of their profile as well as personalize it with their own **Banner**, **Avatar**, and **Profile Song**.

To the right is an example of a users **Timeline** within their **Profile Page**.

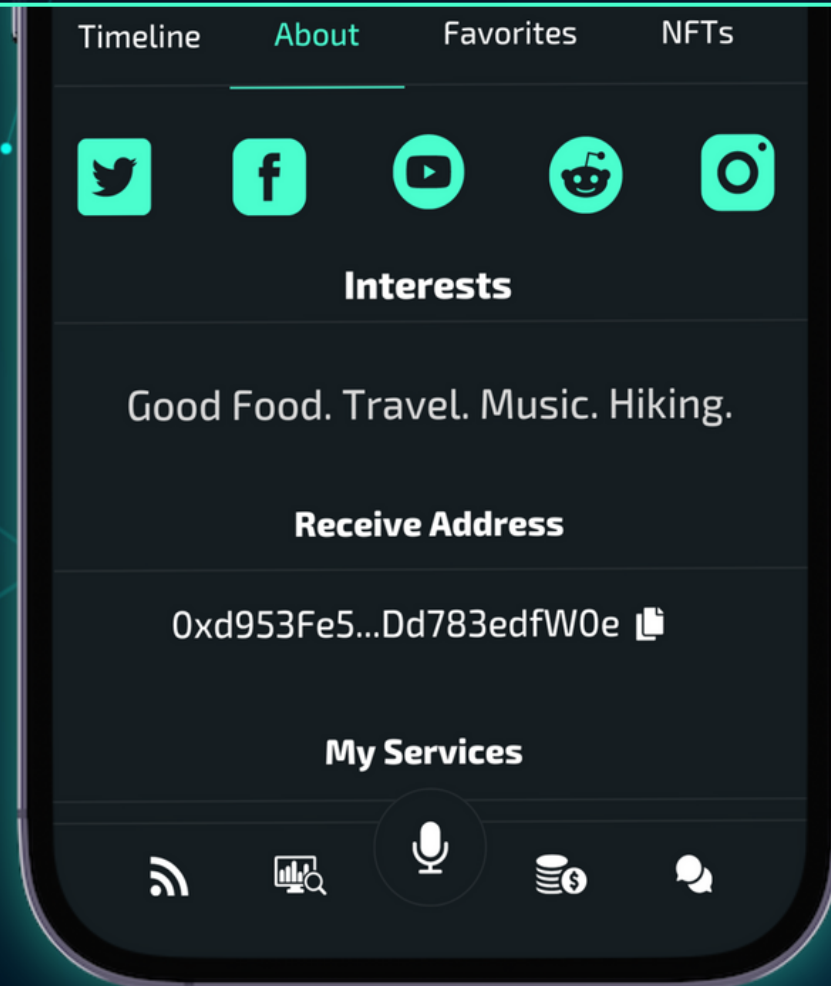
This is where the user can make posts that populate on their Personal Timeline and show up on their followers Global Newsfeeds.

These posts can be individually created by the user or can be reposts from other accounts that the user would like to share on their Timeline.




PROFILE PAGE

SUBCATEGORIES



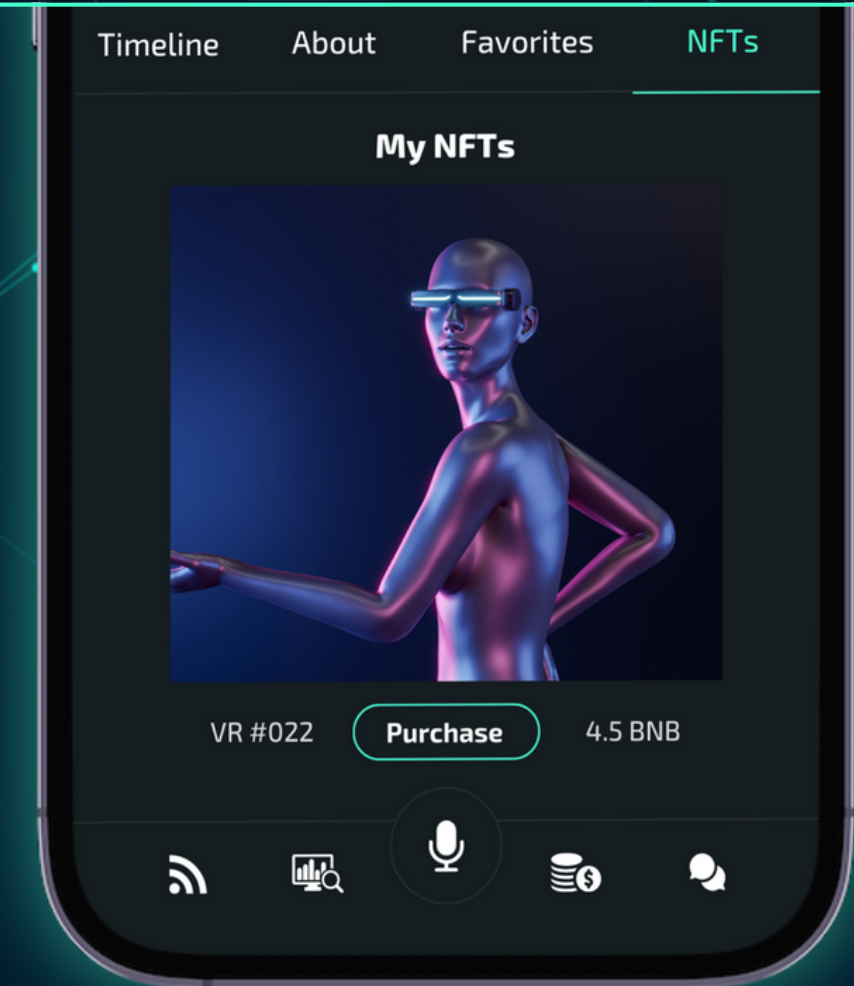
ABOUT

Users can display links to their other **Social Media Accounts**, they can write a **Bio** about themselves and add a **Receive Address** that can be used in various places on the website.



FAVORITES

Users can display their **Favorite Tokens** and **Favorite Users** that they follow on the CoinMerge Platform.



NFTs

Users can display their favorite **NFTs** they own while having clickable links for the sale of those **NFTs**.

PROJECT PAGE

NAVIGATION & TIMELINE

Pinned to the top of each Project Page are three icons:


TRADE – CHAT – CHART

These allow a user to quickly jump to the **Chatroom** of the Token, see the Token's **Chart**, or **Swap** the Token.

For NFT Projects the Chart option will not exist unless there is an associated token with that NFT Project.

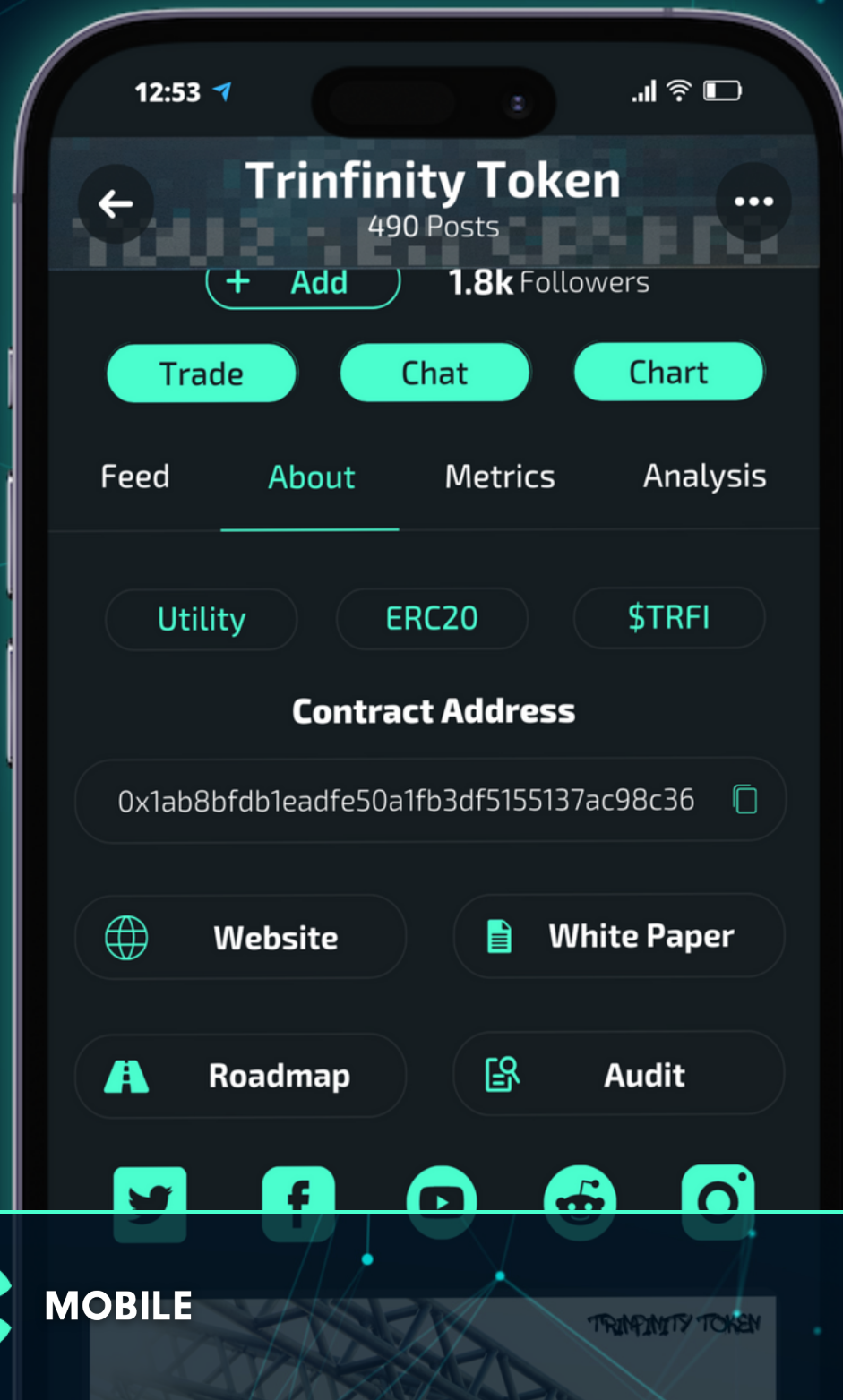
Initially when a user lands on a Project Page the Timeline of the Project is shown.

This is where the Project Owner can make Posts that Populate their Project's Timeline and show up in their followers Global Newsfeed.



PROJECT PAGE

ABOUT & METRICS



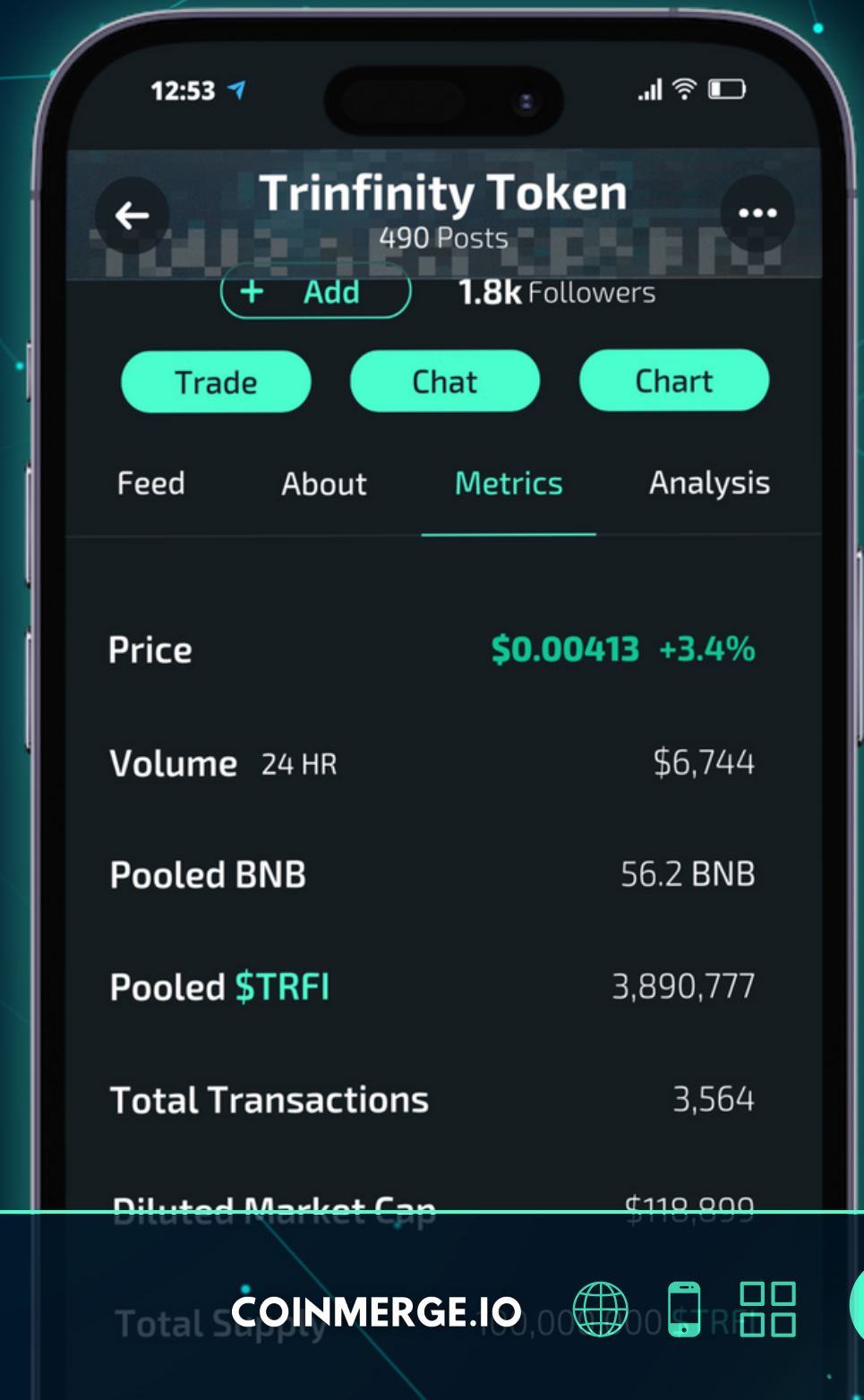
ABOUT

Here users can browse general information about a Project including a link to their **Website, Roadmap, White Paper** and a link to the **Individual User Profile** who listed the project on CoinMerge.

Also this section allows the Project to upload an embedded **YouTube Video** for promotional or educational purposes.

METRICS

This Sub-tab displays metrics for the token (if there are any) including: **Price, Volume, Pooled BNB/ETH, Pooled (\$Token Ticker) Transactions, Diluted Market Cap, Supply, and Holder Count.**



PROJECT PAGE

ANALYSIS SUBPAGE

Here users can do a deeper dive into a Project to get some interesting information they can't get elsewhere. This includes a Trust Vote that users can interact with to indicate whether they feel a project is a good or trustworthy investment.

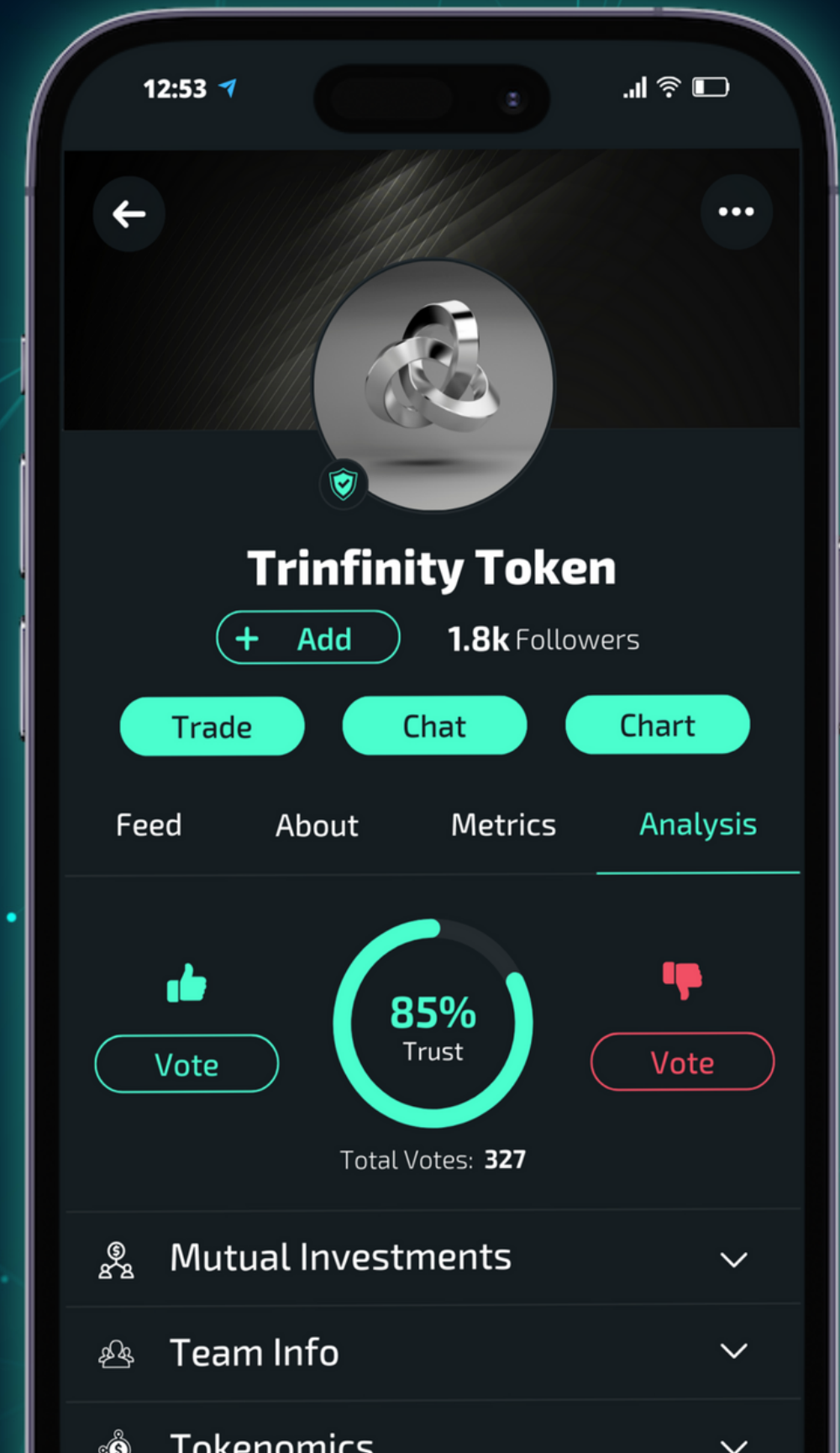
Mutual Investments - This list displays other tokens that are also held by the top holders of the Project being investigated.

Team Info - Here users can see the team behind the project including Pictures, Social Media Links and Bios.

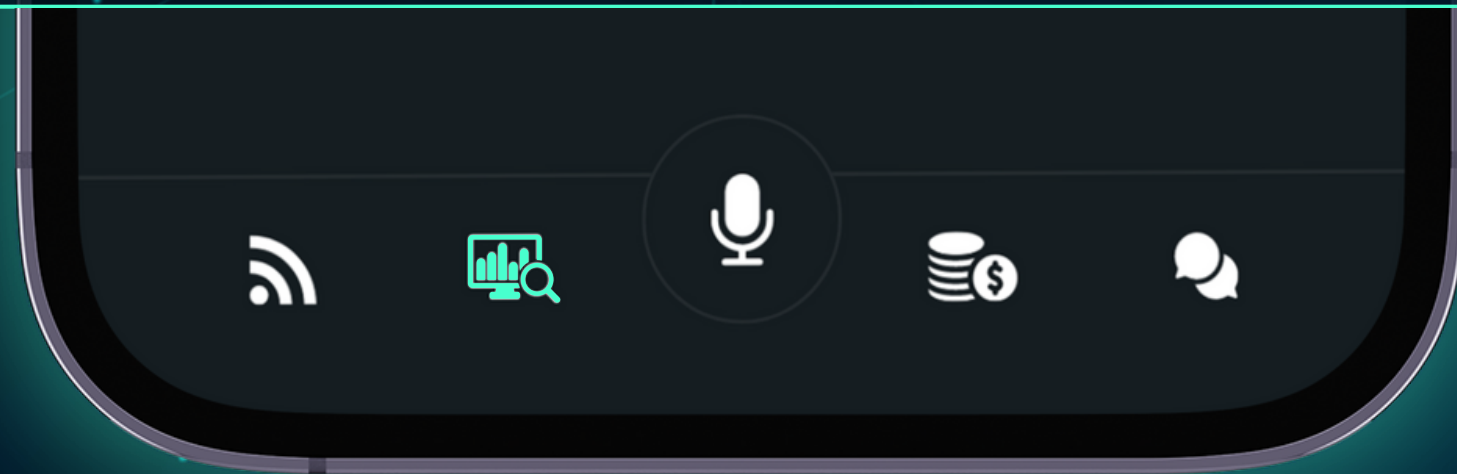
Tokenomics - Displays Taxes as well as Lowest Possible Slippage.

Other Data - Here we have the **Diamond Hand-O-Meter** which is based on a complex algorithm to indicate to users how well the investors have held the token for a long period of time.

Also included within the Analysis Sub-Page is the **All Time High (ATH)** and **All Time Low (ATL)** for a token, both in **Price** and **Market Cap**.



CRYPTO ANALYSIS TOOLS



This subcategory generally represents a place users can go to get more information to be more successful in their Crypto Trading Experience.

FOOTER NAVIGATION

When selecting the Second Footer Icon, this navigates a user to [Crypto Analysis Tools](#).

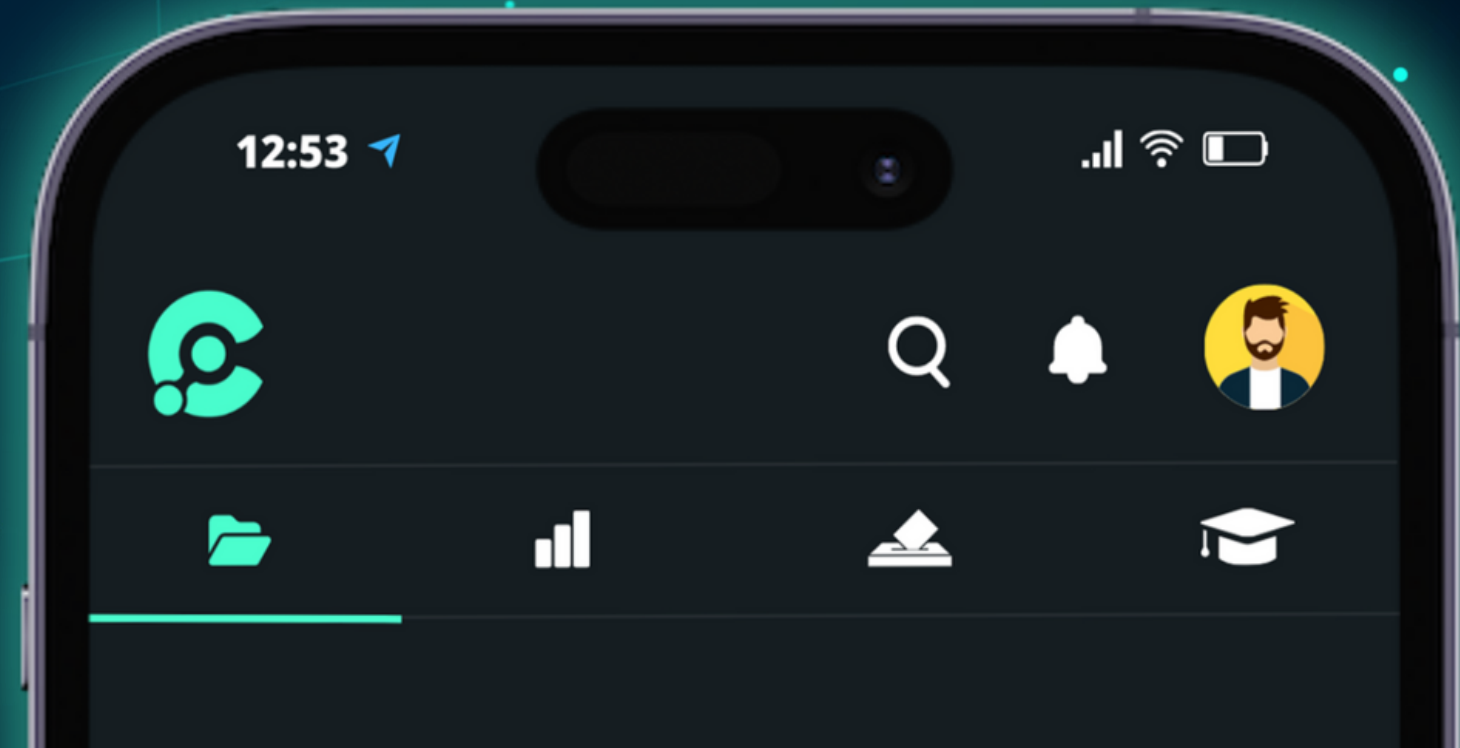
There are FOUR main Tools for CMOS:

PROJECTS LIST

VOTING

CHARTS

EDUCATION



CRYPTO ANALYSIS TOOLS

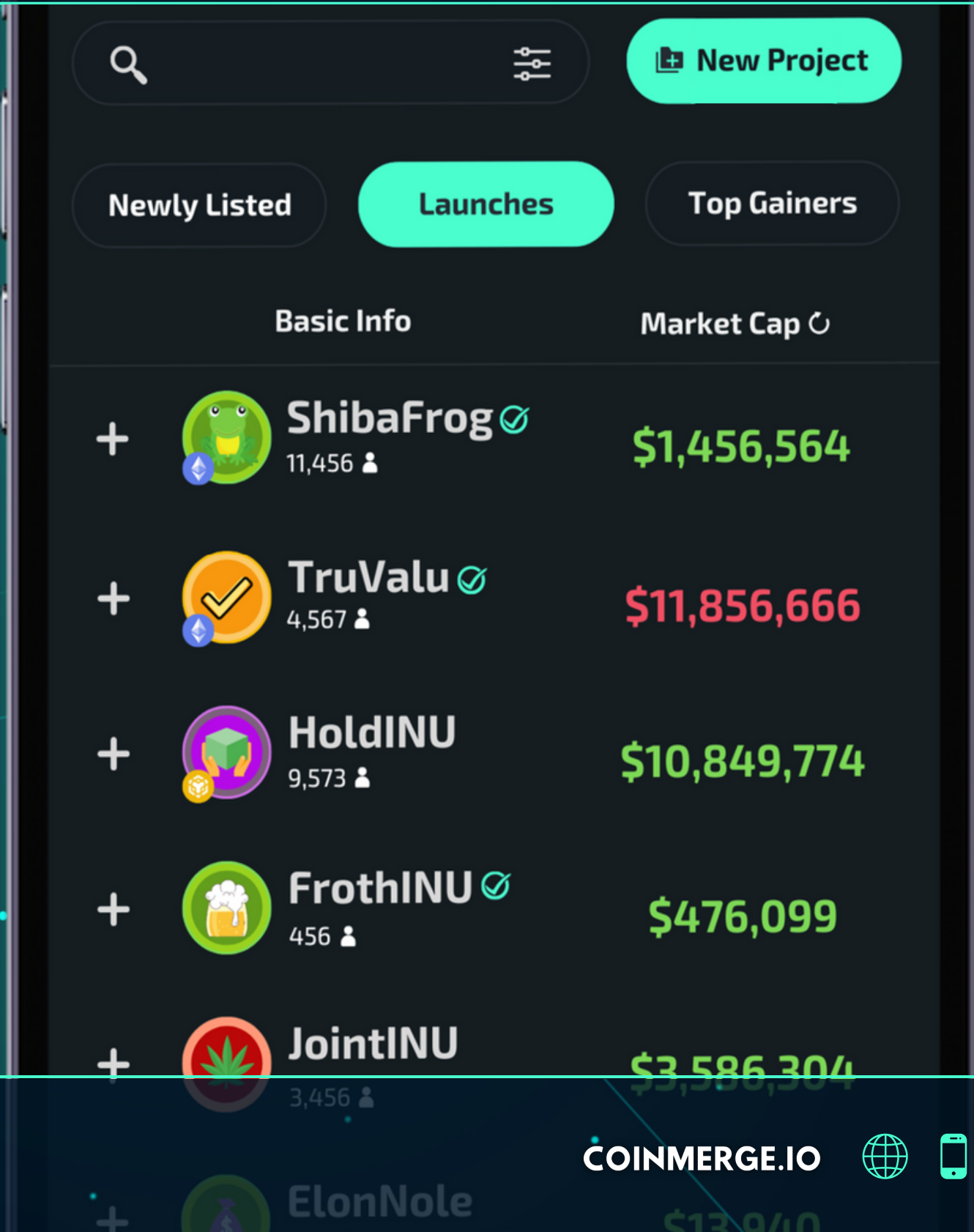
PROJECTS LIST

Here the user can find a list of all Projects listed on the CoinMerge Platform with various filters and quick tabs to refine their experience.

There is a **Filter Pop-Up** so users can find the types of Projects they are interested in.

They can filter by Blockchain, Type of Project, Verified Project, Launched vs Non-Launched, and sort by Different Data Points.

Additionally, there are **Three Quick Tabs** to view projects that are **New** to the site, Projects that are going to be **Launched** in the future, and **Top Gainers** (tokens that have seen the highest price increase in a 24hr period).



CRYPTO ANALYSIS TOOLS



CHARTS

Our Charts are some of the **BEST** on the market.

They include **Live, Up-To-Date Pricing** on a token, as well as a list of the **Most Recent Transactions** that have taken place.

You can find out what wallet is **Buying/Selling** a token, how much of that token is being Traded, and when the transaction was approved on the Blockchain.

Our Charts include both **Line Functionality** as well as **Candles**, with a variety of different **Time Intervals**.

CRYPTO ANALYSIS TOOLS

VOTING PAGE

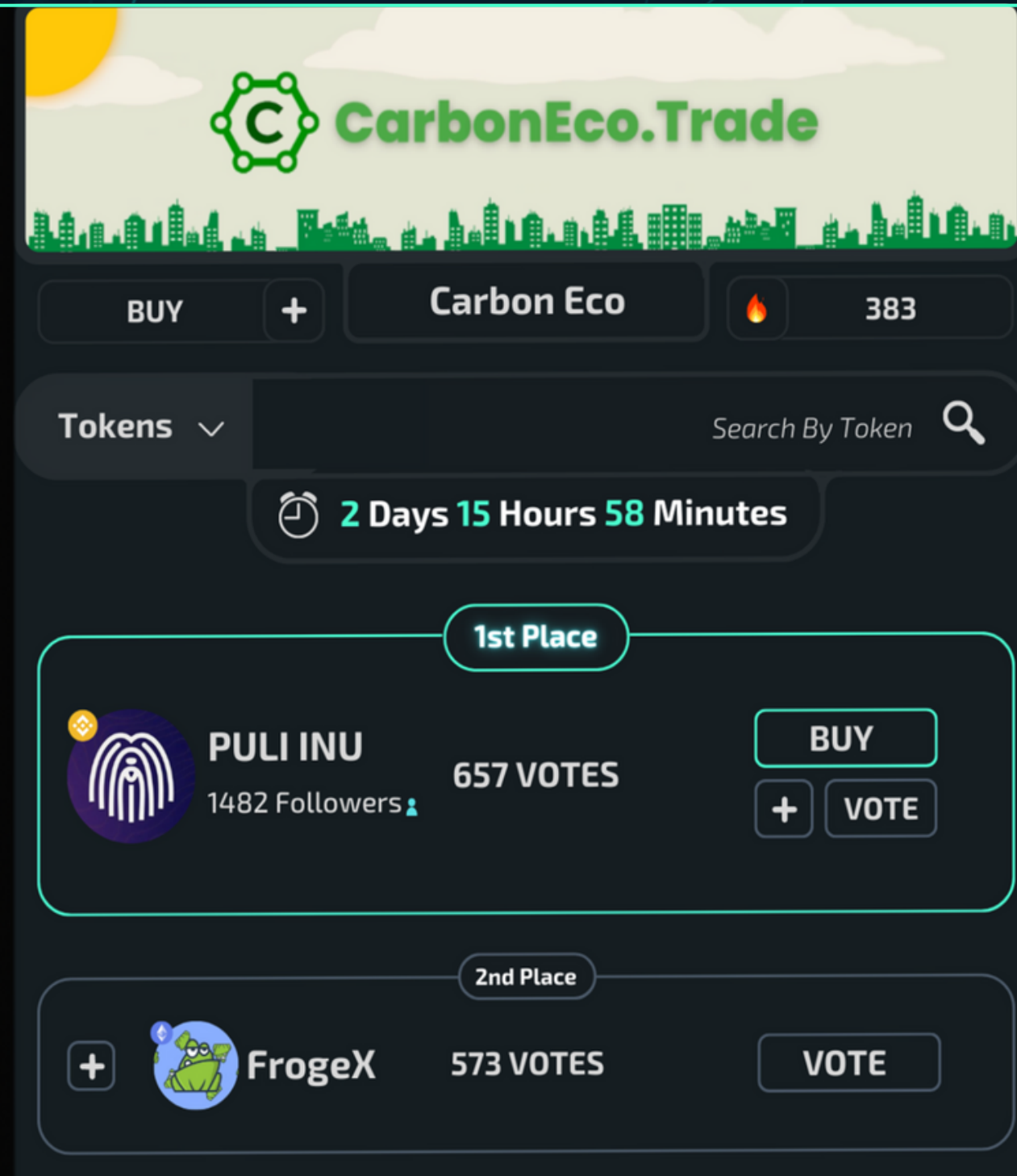
On our Voting Page, we have a **Weekly Contest** running for both Users and Tokens.

You can also view who are the most popular users on the site and follow those you may be interested in.

At the end of each week the winning token gets a **Free Banner Ad** on the Voting Page.

This is a great way for users and tokens to receive free visibility to investors.

Occasionally, we will run **Special Contests** where we invest in the winning token or give them additional marketing.



CRYPTO ANALYSIS TOOLS

Search

Blockchain

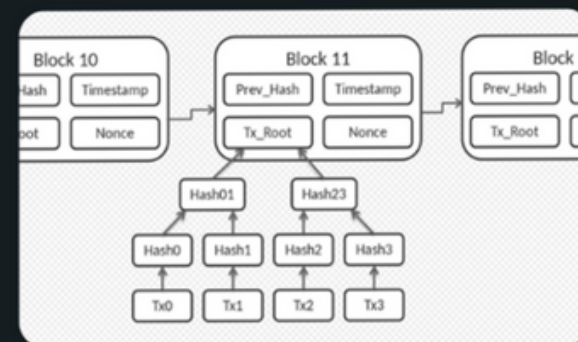
Watch Video

A blockchain is a type of Digital Ledger Technology (DLT) that consists of growing list of records, called blocks, that are securely linked together using cryptography.[1][2][3][4] Each block contains a cryptographic hash of the previous block, a timestamp, and transaction data (generally represented as a Merkle tree, where data nodes are represented by leafs). The timestamp proves that the transaction data existed when the block was created.

Since each block contains information about the block previous to it, they effectively form a chain (compare linked list data structure), with each additional block linking to the ones before it. Consequently, blockchain transactions are irreversible in that, once they are recorded, the data in any given block cannot be altered retroactively without altering all subsequent blocks.

Contents

1. History
2. Structure & Design
3. Types
4. Uses
5. Blockchain Interoperability
6. Energy Consumption Concerns
7. References



Bitcoin Blockchain Structure

EDUCATION

The Education Page will have a variety of articles that users can navigate to, as to learn about topics or terms they run into that they don't understand.

Each article will be custom written and will be broken up into different sections for organization.

Key Crypto Terms will be highlighted and users can jump from article to article to expand their **Crypto Knowledge**.

Along with content within each topic or term will be a **Custom Video** for a visual explanation.

Each page will be accompanied by a picture(s) to further explain the topic or term.

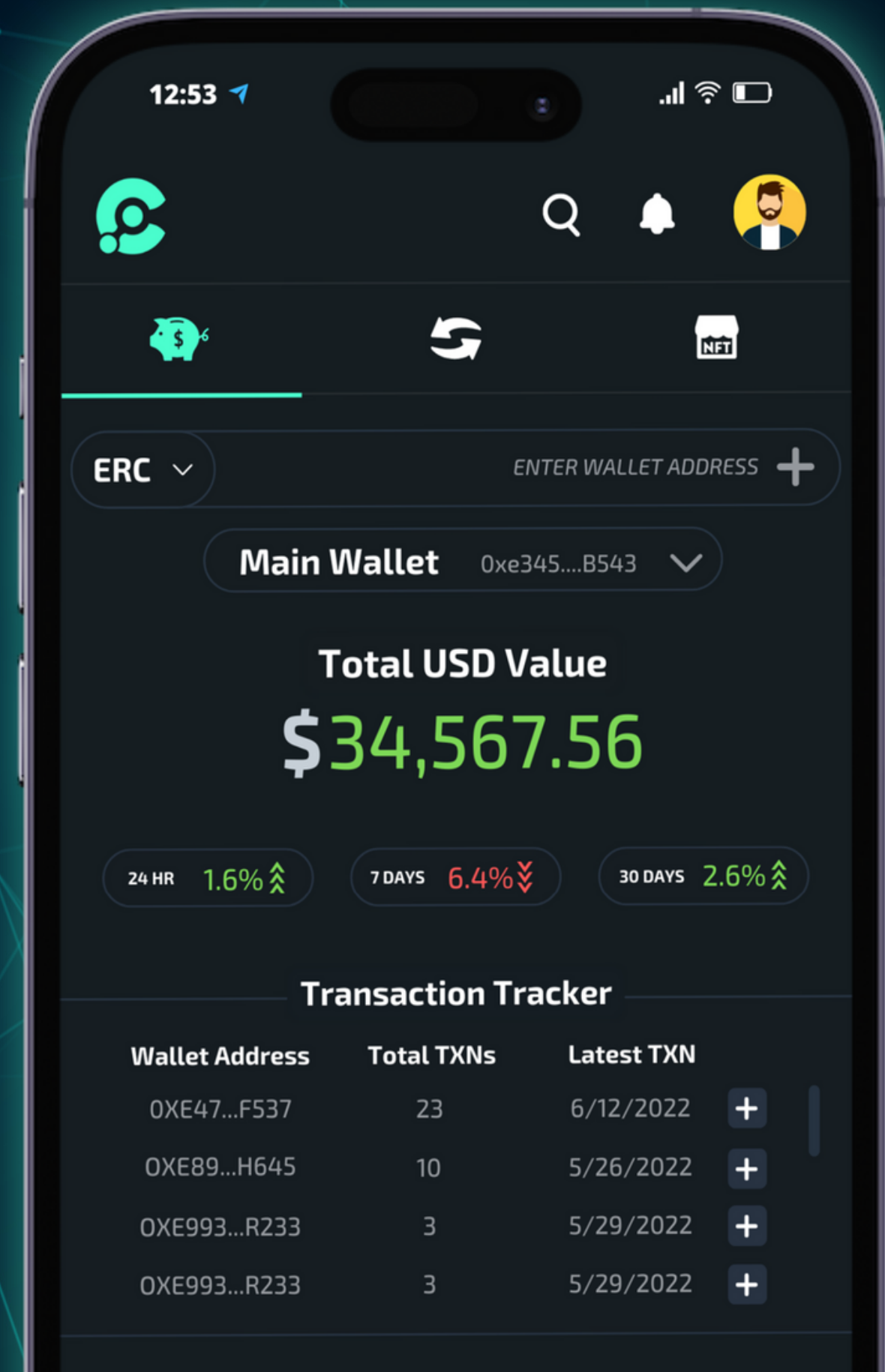
TRADING

ASSET TRACKER/BLOCK EXPLORER

This utility will, in the first iteration, be used as a method for users to keep track of not only their current assets they hold, but also to track the **History of Their Wallets** or other addresses found on the **Blockchain**.

Users will be able to **Store Wallets** and see all the assets held by those Wallets, including some **Historical Data Points** regarding that assets history within the Wallet.

Users will be able to look at all historical transactions made by the Wallet and jump from address to address to read the history of the blockchain.



TRADING

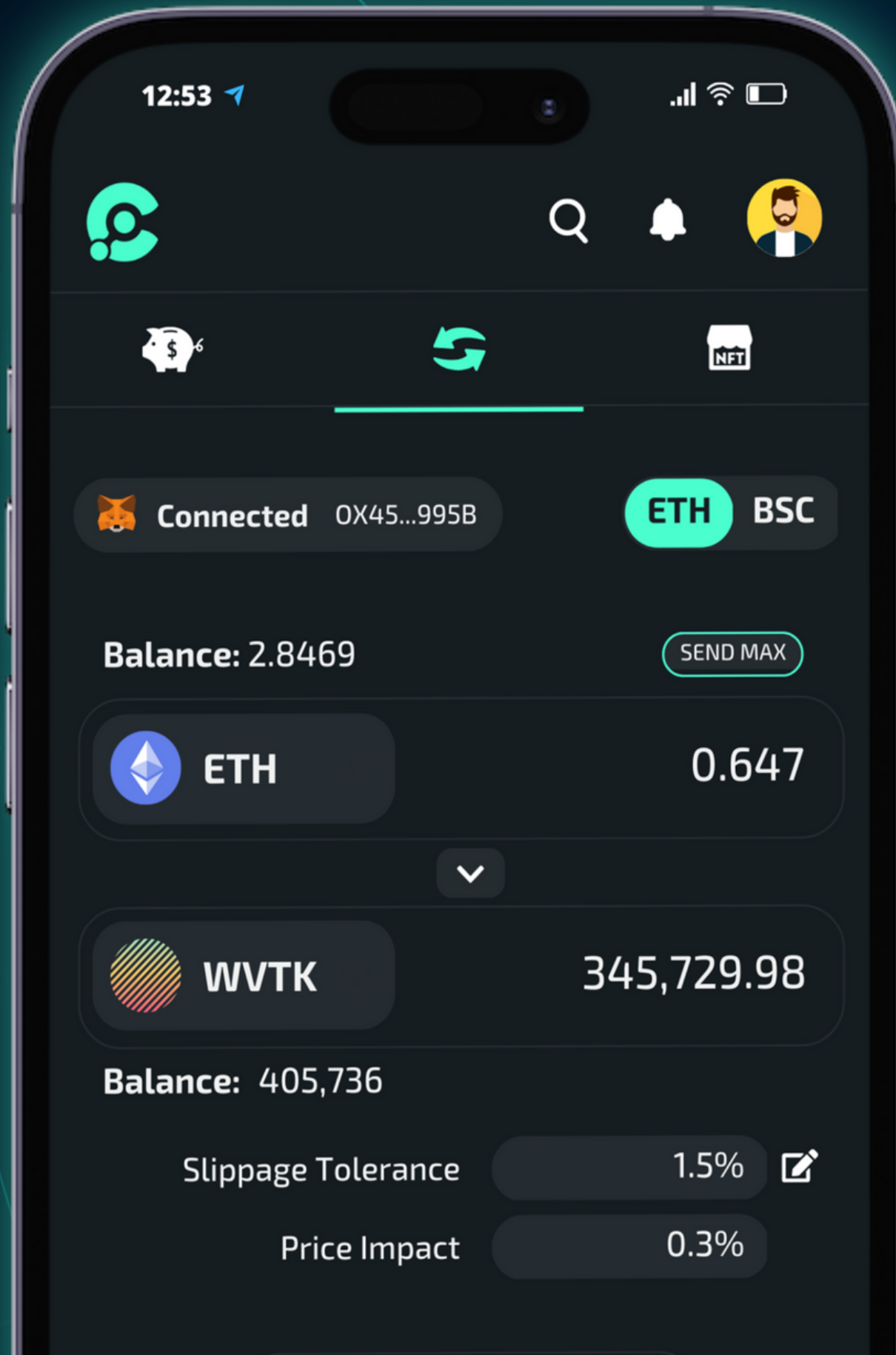
 SWAP

CoinMerge built a **Custom Swap** that accesses both UniSwap and Pancake Swap routers.

You can easily trade any **Decentralized Token** on UniSwap or Pancake Swap directly to your wallet.

Here you can change the quantities of tokens traded and also have optional Trade Settings on the Swap.

Slippage Tolerance will be customized along with a price impact feature to further the users knowledge on their pending **Trade/Swap**.



TRADING

NFT MARKETPLACE

CoinMerge NFT Marketplace will serve as our primary NFT utility on the platform.

Here, users can view their NFTs, Create New NFTs, Mint NFTs and Sell/Buy NFTs.

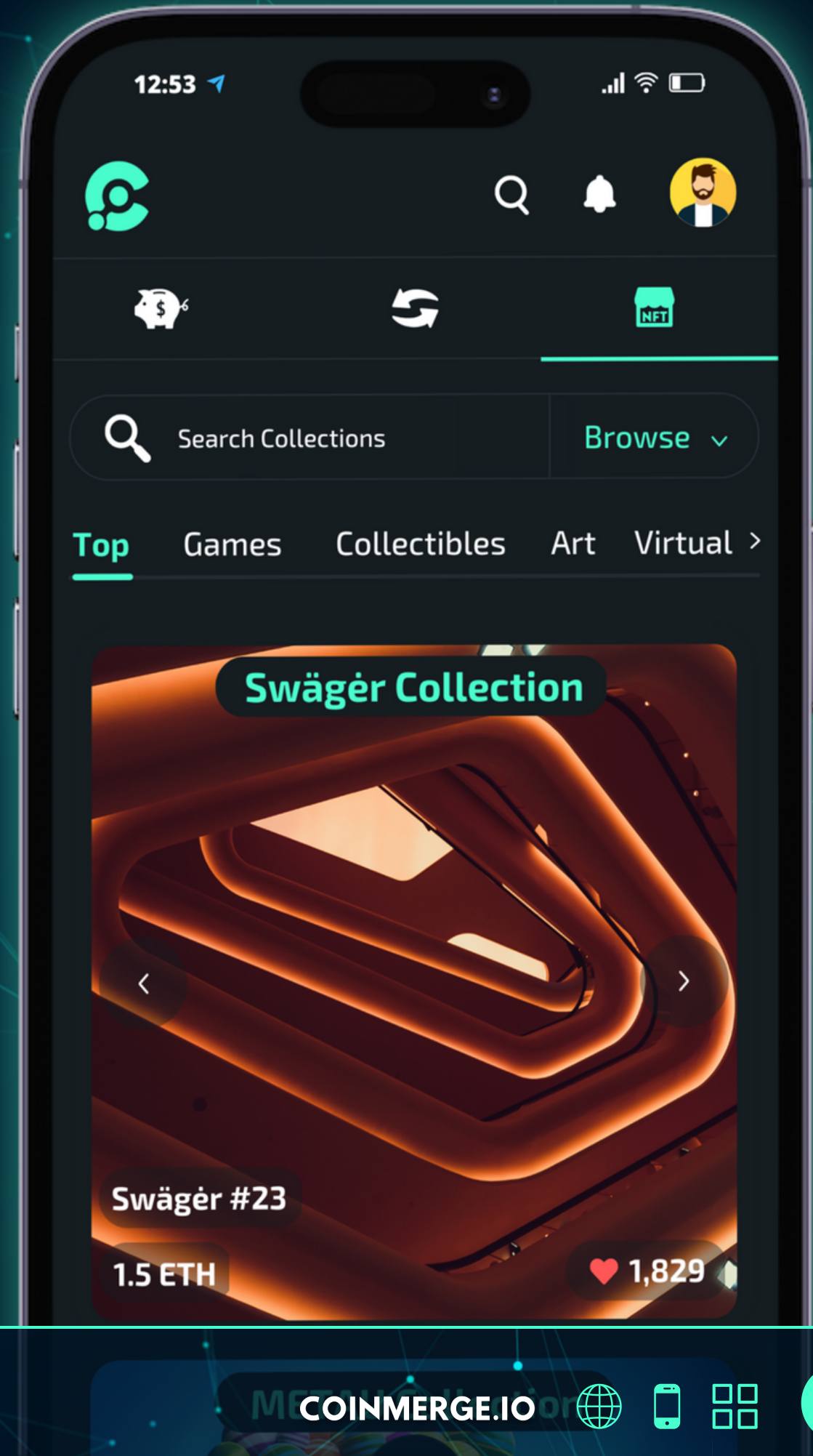
Browse Page – Users can browse collections or individual NFTs by Category, Featured NFTs, and Trending NFTs.

My NFTs – This page allows users to view any NFT they have on any Marketplace and quickly navigate to those NFTs.

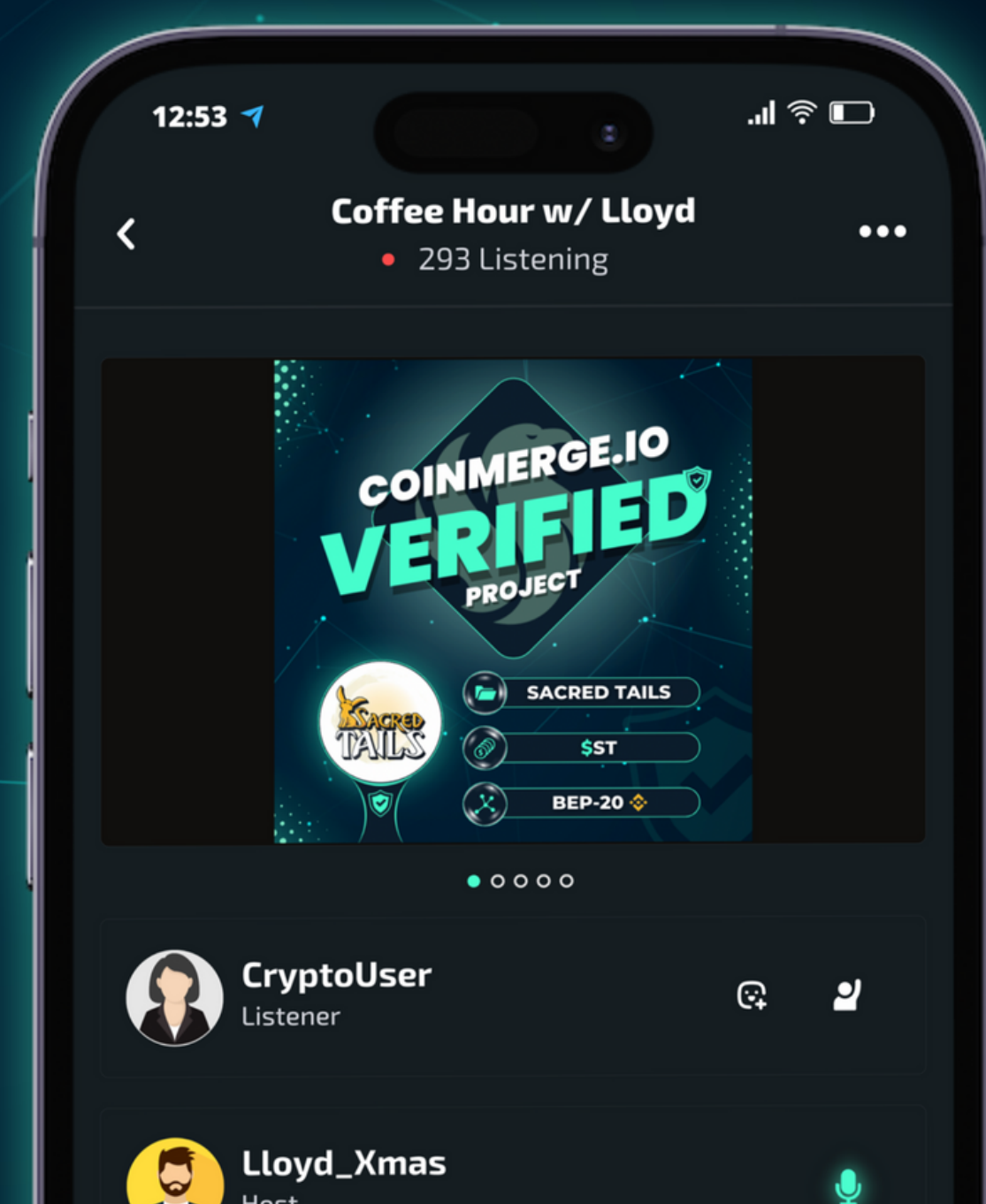

Create – Here users can add new NFTs to our marketplace to Buy, Sell or Transfer.

Collection View – Users can view an entire collection of NFTs, learn interesting statistics about the metrics and trading of this collection.

Individual NFT View – Here an NFT can be Bought, Sold or Auctioned. Users can also make offers on NFTs.



COINMERGE RADIO



SUMMARY

Coinmerge Radio is a public broadcast **Voice Chat Service** that allows for users to reach and inform New Audiences. They can also utilize this service to have Private Voice Chats with Chatroom Groups or One-On-One Calls with others.

There are 3 main pages on Coinmerge Radio:

LIVE BROADCAST LIST SCHEDULED BROADCAST LIST LIVE BROADCAST

COINMERGE RADIO

LIVE & SCHEDULED BROADCAST LISTS


LIVE BROADCASTS

Here you can see all Broadcasts site wide. The list prioritizes itself first based on users and projects you are following then based on user count in the Broadcast.

The **Go Live Button** allows the user to either start their own Broadcast or schedule one for later.

SCHEDULED BROADCASTS

This is a list of all Scheduled Broadcasts for the week that are relevant to you as a user. They will be broken up into categories of your own broadcasts and broadcasts you are scheduled to follow. You can edit your own Broadcast details or un-schedule others from this list.



COINMERGE RADIO

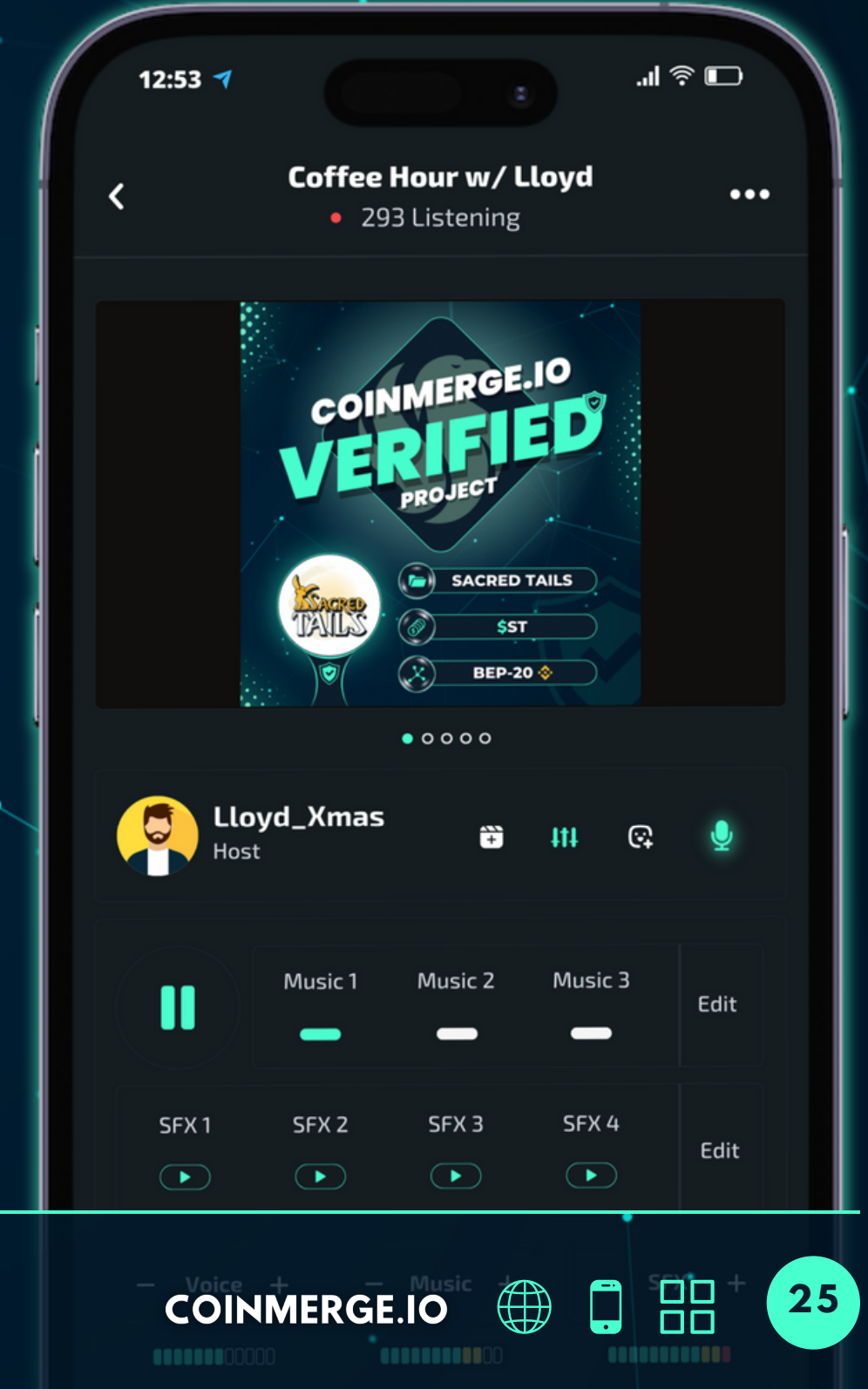
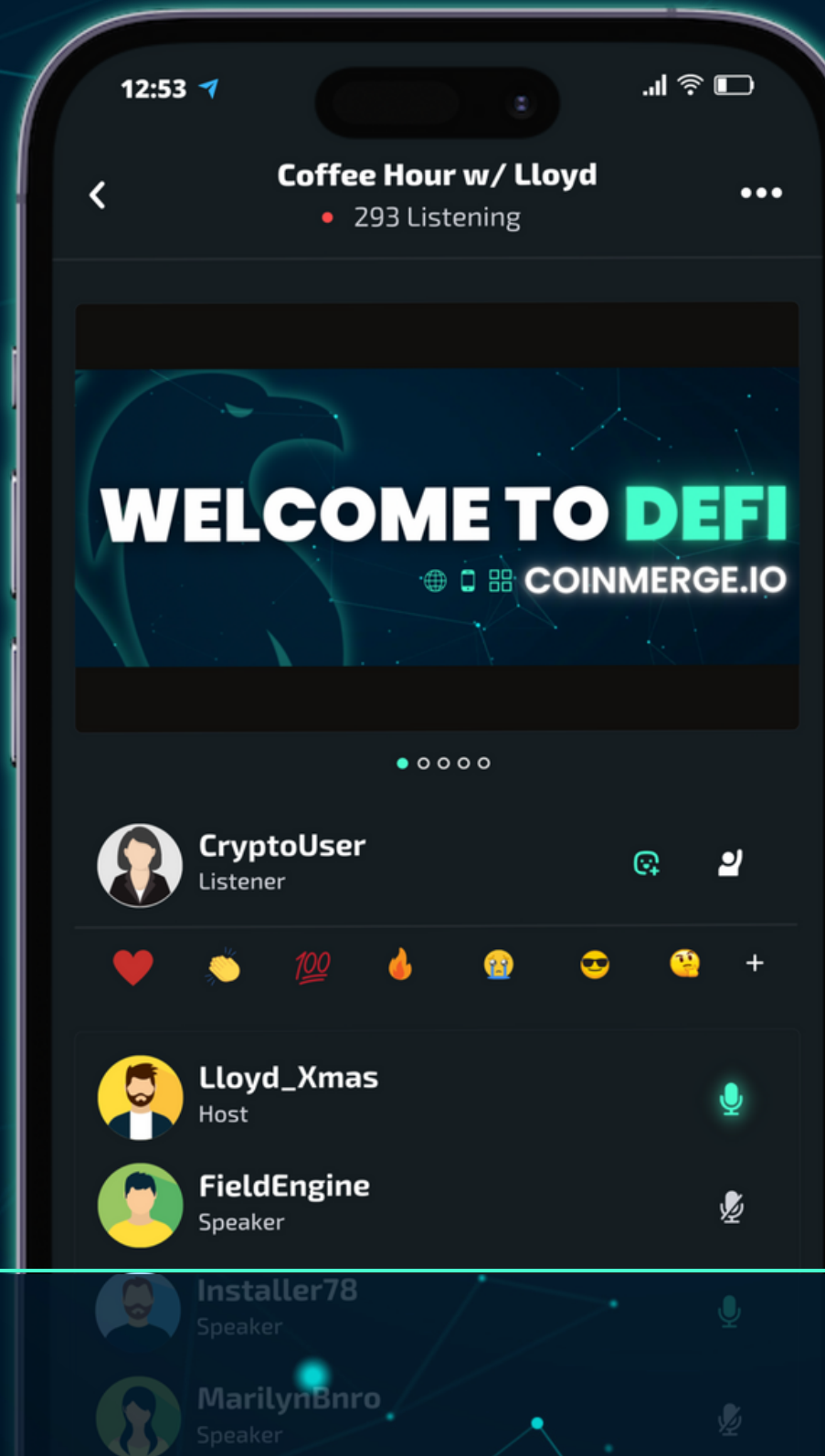
LIVE BROADCAST

In the Broadcasts themselves there is a visual component at the top of the screen. Hosts can **Upload Images** and **Videos** here (and eventually **Stream Video**) so the listeners can follow along with the presentation.

Below that it shows you the user as well as your status, plus a list of emojis you can share.

Finally, there is the full list of users in the room, their role, and their current microphone settings.

Hosts and Speakers can customize their broadcast experience by **Uploading Songs** and **Sound Effects** to enhance the listening experience. They can also adjust the **Audio Levels** being transmitted to listeners.



CHATROOMS

OVERVIEW

The CoinMerge Chatrooms are a robust utility that allows users to interact with their favorite Projects, Groups and Users.

Quickly navigate between the **Three Separated Type of Chats** in the sub-footer.

There are three type of Chat Lists:

Project Chats

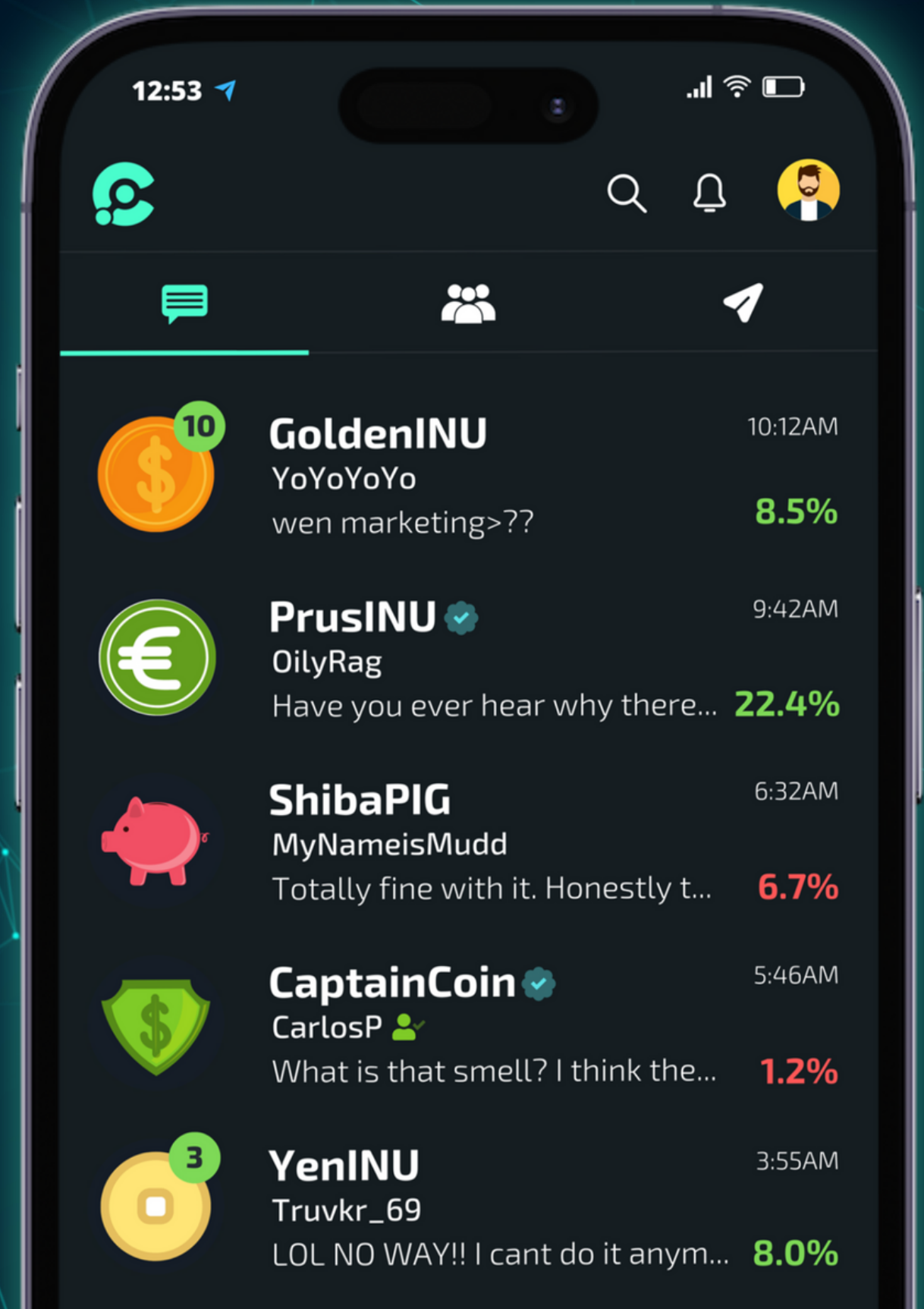
Where all the Followed Projects by a User are Listed.

Group Chats

A List of Chatrooms for users to Collaborate Together.

Direct Message Chats

Personal Chatrooms for Peer-to-Peer Interaction.



CHATROOMS


SEARCH & NAVIGATION

While in the Chatrooms, the user can quickly use the Search Icon to navigate to **Specific Chats**.

The user can also search for specific key words or phrases that are cataloged within the Chats the user is part of.

A **Universal Search Feature** is also included for users to search for Specific Chatrooms that they have yet to join.

When a user joins a Project Chatroom, they will have the ability to join **Sub-Chats** that are associated with that Specific Project.



CHATROOMS

CHATTING IN ROOMS

When a user is in any Chatroom they will be able to interact seamlessly with fellow CoinMerge Platform users.

Easily reply to any users message by holding down on a specific message and clicking the "Reply" Function.

Adding **Photos/GIFS/Videos** is as simple as one click.

Clearly see the time a message was sent along with who sent that message within the Chat.

Adding emojis to any other users message is as easy as holding down on a specific message and clicking from a list of emojis that is catered to your use of specific emojis.

